













1. Please select your college

		Response Percent	Response Count
Allied Health Professions		10.0%	34
Arts and Sciences		32.7%	111
Athletics		0.3%	1
Mitchell College of Business		6.8%	23
Computer & Information Sciences		4.1%	14
Continuing Education & Special Programs		3.5%	12
Education		10.9%	37
Engineering		4.1%	14
Library		4.1%	14
Medicine		13.0%	44
Nursing		9.4%	32
No comment		0.9%	3
answered question			339
skipped question			0

2. Please click the option that best indicates your opinion of the effectiveness of the following USA personnel.

	Very poor	Poor	Average	Above average	Excellent	No opinion	Rating Average	Response Count
University President (Moulton)	1.9% (6)	6.5% (20)	26.9% (83)	30.4% (94)	26.5% (82)	7.8% (24)	3.79	309
Senior Vice-President for Academic Affairs (Johnson)	2.6% (8)	6.6% (20)	31.1% (94)	20.2% (61)	18.2% (55)	21.2% (64)	3.57	302
Vice-President for Health Sciences (Franks)	2.3% (7)	7.8% (24)	13.4% (41)	11.4% (35)	12.7% (39)	52.4% (161)	3.51	307
Vice-President for Research (Lea)	1.6% (5)	6.2% (19)	18.3% (56)	19.3% (59)	15.4% (47)	39.2% (120)	3.67	306
answered question								310
skipped question								29

3. Please click the option that best indicates your opinion about how highly you rate the overall university leadership (President & Vice Presidents)

	Very poor	Poor	Average	Above average	Excellent	No opinion	Rating Average	Response Count
Articulates a clear and compelling vision for the university	3.6% (11)	10.7% (33)	30.2% (93)	27.6% (85)	23.1% (71)	4.9% (15)	3.59	308
Honors promises and commitments	2.3% (7)	12.7% (39)	27.9% (86)	30.2% (93)	17.9% (55)	9.1% (28)	3.54	308
Is professional in relations with faculty	2.3% (7)	9.2% (28)	29.3% (89)	25.3% (77)	27.0% (82)	6.9% (21)	3.70	304
Fairly and consistently enacts university policy	2.3% (7)	9.4% (29)	31.9% (98)	24.8% (76)	19.9% (61)	11.7% (36)	3.57	307
Informs faculty of developments critical to mission of university	4.2% (13)	15.3% (47)	33.6% (103)	21.5% (66)	18.6% (57)	6.8% (21)	3.37	307
Incorporates faculty input into decisions concerning matters vital to the mission of the university	12.4% (38)	25.5% (78)	27.5% (84)	12.4% (38)	14.4% (44)	7.8% (24)	2.90	306
Dedicates appropriate resources to fulfillment of university mission	7.9% (24)	19.7% (60)	31.8% (97)	16.4% (50)	17.0% (52)	7.2% (22)	3.16	305
Responds to crisis with appropriate measures	3.9% (12)	12.8% (39)	27.6% (84)	24.7% (75)	20.1% (61)	10.9% (33)	3.49	304
answered question								308
skipped question								31

4. Please click the option that best indicates your opinion about how highly you rate your own college dean.

	Very poor	Poor	Average	Above average	Excellent	No opinion	Rating Average	Response Count
Articulates a clear and compelling vision	9.4% (28)	12.7% (38)	28.8% (86)	22.7% (68)	20.7% (62)	5.7% (17)	3.35	299
Honors promises and commitments	8.4% (25)	11.7% (35)	24.1% (72)	24.1% (72)	23.4% (70)	8.4% (25)	3.46	299
Is professional in evaluating the performance of co-workers	9.4% (28)	10.0% (30)	23.1% (69)	18.7% (56)	22.1% (66)	16.7% (50)	3.41	299
Informs faculty of developments critical to accomplishment of the mission of the unit	9.7% (29)	17.4% (52)	24.7% (74)	19.7% (59)	21.7% (65)	6.7% (20)	3.28	299
Conveys administrative expectations in a clear manner	8.7% (26)	15.8% (47)	27.2% (81)	19.1% (57)	22.1% (66)	7.0% (21)	3.32	298
Incorporates faculty input into decisions concerning matters vital to the mission of the unit	17.7% (53)	15.1% (45)	26.8% (80)	15.7% (47)	18.7% (56)	6.0% (18)	3.03	299
Implements new initiatives which are logical extensions of existing programs	11.1% (33)	14.1% (42)	23.6% (70)	18.2% (54)	20.9% (62)	12.1% (36)	3.27	297
Dedicates appropriate resources to assure success of an assignment	8.8% (26)	17.5% (52)	24.9% (74)	19.9% (59)	18.9% (56)	10.1% (30)	3.25	297
answered question								299
skipped question								40







5. Please click the option that best indicates your opinion of the ability of the University to facilitate:

	Very poor	Poor	Average	Above average	Excellent	No opinion	Rating Average	Response Count
Federal funding for research and development	4.4% (13)	7.2% (21)	32.4% (95)	20.1% (59)	12.6% (37)	23.2% (68)	3.38	293
Federal funding for new and existing training grants	4.1% (12)	7.5% (22)	31.7% (93)	17.1% (50)	11.9% (35)	27.6% (81)	3.35	293
Private and foundation funding for research and development	5.5% (16)	14.7% (43)	29.0% (85)	17.4% (51)	10.9% (32)	22.5% (66)	3.18	293
answered question								294
skipped question								45







6. Please click the option that best indicates your opinion about how you rate the effectiveness of the Office of Sponsored Programs in support of:

	Very poor	Poor	Average	Above average	Excellent	No opinion	Rating Average	Response Count
Acquisition of extramural dollars for research and teaching infrastructure	4.1% (12)	7.8% (23)	26.6% (78)	15.0% (44)	8.9% (26)	37.5% (110)	3.27	293
Identification of relevant extramural funding opportunities in support of your personal research	6.2% (18)	10.3% (30)	25.1% (73)	12.7% (37)	9.3% (27)	36.4% (106)	3.14	291
Significant facilitation of writing grants and/or contracts for your personal research	6.5% (19)	10.3% (30)	25.4% (74)	13.4% (39)	8.9% (26)	35.4% (103)	3.12	291
answered question								293
skipped question								46

7. How satisfied are you with the assistance the Research Office provides in closing-out research projects?

		Response Percent	Response Count
Very dissatisfied		2.4%	7
Dissatisfied		4.1%	12
Neutral		16.4%	48
Satisfied		21.2%	62
Very satisfied		9.6%	28
No opinion		46.4%	136
answered question			293
skipped question			46

8. How would you rate the importance of teaching performance to you and your career development?

		Response Percent	Response Count
Of no importance		1.0%	3
Of little importance		3.0%	9
Of medium importance		11.5%	34
Somewhat important		13.5%	40
Very important		69.3%	205
No opinion		1.7%	5
answered question			296
skipped question			43







9. How much emphasis do faculty leaders and administrators at USA place on effective teaching for career advancement?

		Response Percent	Response Count
Way too little		11.8%	35
Too little		33.4%	99
Just right		38.5%	114
Too much		7.8%	23
Excessive		3.4%	10
No opinion		5.1%	15
answered question			296
skipped question			43







10. Are you provided with adequate and appropriate resources to teach effectively at USA?

		Response Percent	Response Count
Very inadequate		4.1%	12
Inadequate		22.4%	66
Neutral		16.3%	48
Adequate		40.8%	120
Better than adequate		13.6%	40
No opinion		2.7%	8
answered question			294
skipped question			45







11. Do current faculty teaching loads hinder the university's research mission?

		Response Percent	Response Count
Not at all		8.5%	25
A little		16.3%	48
Somewhat		28.2%	83
A lot		13.9%	41
Very much so		19.4%	57
No opinion		13.6%	40
answered question			294
skipped question			45







12. How would you rate the importance of research or creative work to your personal career satisfaction?

		Response Percent	Response Count
Of no importance		1.4%	4
Of little importance		5.2%	15
Neutral		11.0%	32
Important		36.2%	105
Very important		43.4%	126
No opinion		2.8%	8
answered question			290
skipped question			49







13. How much emphasis do faculty leaders and administrators at USA place on research or creative work for career advancement?

		Response Percent	Response Count
Too little emphasis		4.5%	13
Little emphasis		16.8%	49
Just right		24.7%	72
Much emphasis		28.2%	82
Excessive emphasis		19.2%	56
No opinion		6.5%	19
answered question			291
skipped question			48







14. Are you provided adequate time and resources to conduct research or creative work at USA?

		Response Percent	Response Count
Very inadequate		19.2%	56
Inadequate		35.1%	102
Neutral		18.2%	53
Adequate		16.5%	48
More than adequate		3.1%	9
No opinion		7.9%	23
answered question			291
skipped question			48

15. Are you provided with adequate resources to travel to meetings to present your work, and to partake in professional development activities?

		Response Percent	Response Count
Very inadequate		20.9%	61
Inadequate		35.3%	103
Neutral		11.0%	32
Adequate		22.9%	67
More than adequate		4.5%	13
No opinion		5.5%	16
answered question			292
skipped question			47

16. Are you encouraged to participate in regional and national professional meetings?

		Response Percent	Response Count
Not at all		15.2%	44
A little		15.9%	46
Somewhat		32.8%	95
A lot		20.0%	58
Very much so		11.7%	34
No opinion		4.5%	13
answered question			290
skipped question			49







17. Are you completely reimbursed for travel expenses?

		Response Percent	Response Count
<20%		10.3%	30
20-49%		11.4%	33
50-79%		20.7%	60
80-95%		20.3%	59
>95%		25.5%	74
Not applicable		11.7%	34
answered question			290
skipped question			49







18. How would you rate the importance of institutional service to you and your career development?

		Response Percent	Response Count
Of no importance		1.4%	4
Of little importance		12.1%	35
Neutral		19.7%	57
Important		44.1%	128
Very important		17.6%	51
No opinion		5.2%	15
answered question			290
skipped question			49







19. How much emphasis do faculty leaders and administrators at USA place on institutional service for career advancement?

		Response Percent	Response Count
Too little emphasis		5.9%	17
Little emphasis		23.9%	69
Medium emphasis		39.4%	114
A lot of emphasis		16.3%	47
Excessive emphasis		5.2%	15
No opinion		9.3%	27
answered question			289
skipped question			50







20. Are you provided adequate time and resources to engage in institutional service at USA?

		Response Percent	Response Count
Very inadequate		9.7%	28
Inadequate		22.1%	64
Neutral		29.0%	84
Adequate		28.6%	83
Very adequate		2.1%	6
No opinion		8.6%	25
answered question			290
skipped question			49







21. Are you satisfied with the process of recruitment of chairs and faculty?

		Response Percent	Response Count
Very dissatisfied		11.0%	32
Dissatisfied		21.7%	63
Neutral		22.1%	64
Satisfied		29.7%	86
Very satisfied		9.7%	28
No opinion		5.9%	17
answered question			290
skipped question			49







22. Are you satisfied with the mid-tenure review and feedback process?

		Response Percent	Response Count
Very dissatisfied		3.4%	10
Dissatisfied		10.7%	31
Neutral		22.0%	64
Satisfied		26.1%	76
Very satisfied		6.9%	20
No opinion		30.9%	90
answered question			291
skipped question			48







23. Is the tenure process in your college fair?

		Response Percent	Response Count
Extremely unfair		4.1%	12
Unfair		10.0%	29
Neutral		21.0%	61
Fair		27.9%	81
Extremely fair		8.3%	24
No Opinion		28.6%	83
answered question			290
skipped question			49







24. Are the expectations for tenure clearly known and formally documented for your college?

		Response Percent	Response Count
Very poorly defined		5.9%	17
Not very well defined		16.9%	49
Neutral		24.5%	71
Well defined		27.2%	79
Very well defined		7.6%	22
No Opinion		17.9%	52
answered question			290
skipped question			49







25. Is the promotion process in your college fair?

		Response Percent	Response Count
Extremely unfair		5.9%	17
Unfair		10.7%	31
Neutral		25.6%	74
Fair		32.2%	93
Extremely fair		7.3%	21
No Opinion		18.3%	53
answered question			289
skipped question			50







26. Are you fairly compensated with respect to your colleagues at USA?

		Response Percent	Response Count
Very unfairly		8.1%	23
Unfairly		22.5%	64
Average		31.2%	89
Somewhat fairly		12.6%	36
Fairly		20.4%	58
No Opinion		5.3%	15
answered question			285
skipped question			54






27. Are you fairly compensated with respect to national standards?

		Response Percent	Response Count
Very unfairly		17.4%	50
Unfairly		35.9%	103
Average		22.3%	64
Somewhat fairly		8.7%	25
Fairly		10.8%	31
No Opinion		4.9%	14
answered question			287
skipped question			52

28. Does your college provide adequate and appropriate technological support for your computer needs?

		Response Percent	Response Count
Very inadequate		10.9%	31
Inadequate		22.5%	64
Neutral		15.4%	44
Adequate		35.1%	100
Better than adequate		15.4%	44
On opinion		0.7%	2
answered question			285
skipped question			54



29. If you had a variety of professional options, would you prefer to:

		Response Percent	Response Count
Remain at USA with little or no change in duties?		43.7%	125
Remain at USA with significant change in duties?		23.1%	66
Move to another institution?		22.0%	63
Move to non-academic employment?		3.1%	9
No opinion		8.0%	23
answered question			286
skipped question			53

30. Please click the option that best indicates how satisfied you are with the following:

	Very dissatisfied	Dissatisfied	Neutral	Satisfied	Very satisfied	No opinion	Rating Average
The opportunities currently provided by USA to concentrate on what you do best?	6.3% (18)	22.0% (63)	25.2% (72)	37.1% (106)	8.7% (25)	0.7% (2)	3.20
The degree of academic freedom you have within the classroom?	2.8% (8)	8.0% (23)	13.9% (40)	36.2% (104)	34.8% (100)	4.2% (12)	3.96
The amount of freedom you have at USA to express your opinions regarding University policies and procedures?	10.8% (31)	17.1% (49)	25.5% (73)	32.5% (93)	12.2% (35)	1.7% (5)	3.19
answered question							
skipped question							

31. Are you currently or have you been involved in distance learning (totally online course)?

		Response Percent	Response Count
No		65.3%	171
Yes		34.7%	91
answered question			262
skipped question			77

32. Please click the option that best indicates your opinion of the following:

	Strongly disagree	Disagree	Neutral	Agree	Strongly agree	No opinion	Rating Average	Response Count
There is adequate support for developing distance learning courses.	6.7% (19)	18.8% (53)	14.9% (42)	26.2% (74)	8.5% (24)	24.8% (70)	3.15	262
There is adequate time allotted to develop and teach distance learning courses.	13.2% (37)	25.3% (71)	18.1% (51)	12.5% (35)	4.3% (12)	26.7% (75)	2.58	262
There is adequate technical support for distance learning courses.	8.9% (25)	16.7% (47)	17.0% (48)	21.6% (61)	8.9% (25)	27.0% (76)	3.07	262
There are adequate professional opportunities in distance learning.	5.3% (15)	12.1% (34)	21.6% (61)	22.3% (63)	7.4% (21)	31.2% (88)	3.21	262
answered question								262
skipped question								5

33. Please click the option that best indicates your opinion of the following:

	Strongly disagree	Disagree	Neutral	Agree	Strongly agree	No opinion	Rating Average	Response Count
There is an adequate mentoring program for new faculty in my college.	14.3% (41)	35.7% (102)	21.0% (60)	17.8% (51)	5.2% (15)	5.9% (17)	2.82	28
There are adequate rewards for acting as a mentor in my college.	22.4% (64)	34.3% (98)	17.5% (50)	5.6% (16)	1.7% (5)	18.5% (53)	2.86	28
Mentoring new faculty is important and should be a priority for USA.	1.4% (4)	1.4% (4)	6.0% (17)	37.3% (106)	51.8% (147)	2.1% (6)	4.43	28
answered question								28
skipped question								5





34. Please click the option that best indicates your opinion of the following:

	Strongly disagree	Disagree	Neutral	Agree	Strongly agree	No opinion	Rating Average	Response Count
The evaluation of teaching is adequate in my college.	11.7% (33)	24.1% (68)	22.0% (62)	30.9% (87)	6.4% (18)	5.0% (14)	3.11	28
Evaluations of teaching are used appropriately in the annual review process.	9.3% (26)	17.1% (48)	27.8% (78)	30.2% (85)	7.1% (20)	8.5% (24)	3.35	28
Evaluating teaching is important and should be a priority for USA	2.5% (7)	4.3% (12)	11.0% (31)	46.8% (132)	34.0% (96)	1.4% (4)	4.10	28
answered question								28
skipped question								5



35. Please click the option that best indicates how satisfied you are with the following:

	Very dissatisfied	Dissatisfied	Neutral	Satisfied	Very satisfied	No opinion	Rating Average
The University Library's ability to keep you abreast of the latest trends and developments in support of your teaching curriculum?	2.2% (6)	6.5% (18)	19.7% (55)	37.6% (105)	17.2% (48)	16.8% (47)	3.74
The University Library's ability to keep you abreast of the latest trends and developments in your research field?	3.2% (9)	8.2% (23)	20.0% (56)	33.2% (93)	16.1% (45)	19.3% (54)	3.63
The services provided by the University Library faculty and staff?	1.1% (3)	2.5% (7)	13.6% (38)	38.0% (106)	32.6% (91)	12.2% (34)	4.12
The Biomedical Library's ability to keep you abreast of the latest trends and developments in support of your teaching curriculum?	1.1% (3)	2.5% (7)	9.3% (26)	17.4% (49)	16.0% (45)	53.7% (151)	3.97
The Biomedical Library's ability to keep you abreast of the latest trends and developments in your research field?	1.1% (3)	2.1% (6)	8.9% (25)	17.1% (48)	16.8% (47)	53.9% (151)	4.01
The services provided by the Biomedical Library faculty and staff?	0.7% (2)	0.7% (2)	8.6% (24)	17.3% (48)	21.6% (60)	51.1% (142)	4.19
The electronic resources provided by the University Library and by the Biomedical Library?	2.1% (6)	4.3% (12)	12.5% (35)	32.5% (91)	26.8% (75)	21.8% (61)	3.99
answered question							
skipped question							

36. What type of Health Plan do you have?

		Response Percent	Response Count
USA Health & Dental Plan family coverage		59.5%	166
USA Health & Dental Plan single coverage		26.2%	73
Non-USA coverage		11.1%	31
No coverage		3.2%	9
		answered question	279
		skipped question	60







37. Do you use a USA Physician as your primary care physician?

		Response Percent	Response Count
Yes (if yes, please answer the following questions)		42.7%	120
No (if no, skip to question 48)		57.3%	161
		answered question	281
		skipped question	58







38. Please click the option that best indicates how satisfied you are with the following:

	Very dissatisfied	Dissatisfied	Neutral	Satisfied	Very satisfied	No opinion	Rating Average
Your ability to make timely appointments with your primary care physician?	7.0% (9)	9.3% (12)	17.8% (23)	37.2% (48)	25.6% (33)	3.1% (4)	3.67
Your ability to make timely unscheduled (emergency) appointments with a physician?	8.5% (11)	13.2% (17)	16.3% (21)	23.3% (30)	15.5% (20)	23.3% (30)	3.31
Your ability to schedule appointments with a specialist physician?	3.9% (5)	7.8% (10)	14.8% (19)	38.3% (49)	17.2% (22)	18.0% (23)	3.70
The speed with which you are seen (time in waiting room)?	7.0% (9)	11.7% (15)	19.5% (25)	43.8% (56)	14.1% (18)	3.9% (5)	3.48
Your satisfaction in the handling of appeals and resolution of your problems if you have had problems with the administration of the USA Health & Dental Plan.	2.4% (3)	6.3% (8)	7.1% (9)	12.6% (16)	5.5% (7)	66.1% (84)	3.37
The overall provision of services under the USA Health & Dental Plan?	2.3% (3)	5.4% (7)	24.0% (31)	45.7% (59)	17.1% (22)	5.4% (7)	3.74
answered question							
skipped question							

39. How has the overall quality of USA medical services changed over the last five years?

		Response Percent	Response Count
Declined		7.9%	22
Declined slightly		17.6%	49
Unchanged		20.9%	58
Improved slightly		14.7%	41
Improved		7.2%	20
No opinion		31.7%	88
answered question			278
skipped question			61





40. With the USA Health & Dental Plan, I have an adequate choice of primary doctors.

		Response Percent	Response Count
Strongly disagree		3.6%	10
Disagree		14.8%	41
Neutral		15.5%	43
Agree		39.7%	110
Strongly agree		7.2%	20
No opinion		19.1%	53
answered question			277
skipped question			62







41. The co-pay under the USA Health Plan is appropriate for each of the following:

	Unreasonably low	Low	Reasonable	High	Unreasonably high	No opinion	Rating Average
Physician copay:	0.0% (0)	2.2% (6)	71.0% (196)	7.6% (21)	2.9% (8)	16.3% (45)	3.13
Prescription Drugs:	0.0% (0)	1.4% (4)	53.8% (149)	20.2% (56)	7.9% (22)	16.6% (46)	3.42
USA Hospitals:	0.4% (1)	1.8% (5)	61.9% (169)	3.3% (9)	1.5% (4)	31.1% (85)	3.05
Non-USA Hospitals:	0.4% (1)	0.7% (2)	34.7% (95)	19.7% (54)	9.1% (25)	35.4% (97)	3.56
USA emergency care:	0.0% (0)	1.8% (5)	48.4% (132)	4.4% (12)	1.8% (5)	43.6% (119)	3.11
Non-USA emergency care:	0.7% (2)	0.7% (2)	30.0% (82)	14.7% (40)	7.3% (20)	46.5% (127)	3.51
answered question							
skipped question							






42. In the past year, have you had an occasion to be treated at a USA or USA-affiliated emergency room? (Check all that apply)

		Response Percent	Response Count
Yes, USA Medical Center		9.4%	25
Yes, USA Children's & Women's		4.9%	13
Yes, Infirmary West at Knollwood		6.0%	16
No emergency room services needed		83.5%	223
answered question			267
skipped question			72

43. If "yes", how satisfied were you with the quality of services and care during your emergency room visit?

		Response Percent	Response Count
Very dissatisfied		4.5%	5
Dissatisfied		4.5%	5
Neutral		8.0%	9
Satisfied		17.0%	19
Very satisfied		5.4%	6
No opinion		60.7%	68
answered question			112
skipped question			227

44. To pay for increased health care expenses, indicate which option you would most prefer:

		Response Percent	Response Count
An increase in premiums		23.9%	64
An increase in co-pays		34.3%	92
An increase in deductibles		12.7%	34
A reduction in benefits		0.7%	2
No opinion		28.4%	76
answered question			268
skipped question			71



45. Please check the option that best indicates how satisfied you are with the following:

	Very dissatisfied	Dissatisfied	Neutral	Satisfied	Very satisfied	Rating Average	Response Count
The USA Computer Services Center with the services they provide?	5.5% (15)	10.9% (30)	39.8% (109)	36.1% (99)	7.7% (21)	3.30	274
The USA Computer Services Center's ability to keep abreast of the latest technologies?	6.5% (18)	12.7% (35)	42.5% (117)	30.9% (85)	7.3% (20)	3.20	275
The technology resources provided in the classroom?	8.3% (23)	22.4% (62)	25.3% (70)	34.7% (96)	9.4% (26)	3.14	277
The computing resources provided within your department?	11.7% (32)	19.0% (52)	25.5% (70)	35.4% (97)	8.4% (23)	3.10	274
The University's current Internet access?	2.5% (7)	12.9% (36)	22.7% (63)	51.4% (143)	10.4% (29)	3.54	278
Your access to help on technology issues?	9.7% (27)	17.0% (47)	30.0% (83)	33.6% (93)	9.7% (27)	3.17	277
The facilities provided by the Program for the Enhancement of Teaching and Learning (PETAL)?	3.6% (10)	4.3% (12)	39.5% (109)	34.1% (94)	18.5% (51)	3.59	276
The university-provided E-mail service?	10.5% (29)	10.5% (29)	23.9% (66)	45.7% (126)	9.4% (26)	3.33	276
answered question							279
skipped question							60







46. Please click the option that best indicates your opinion of the following:

	Very poor	Poor	Neutral	Good	Excellent	No opinion	Rating Average	Response Count
The USA Bookstore's ability to provide adequate and affordable services, materials, and texts to your students.	4.7% (13)	15.5% (43)	25.6% (71)	31.4% (87)	7.6% (21)	15.2% (42)	3.26	277
The USA Bookstore's ability to provide faculty with timely notification of materials which have to be back ordered or requested texts which are found to be out of print.	4.7% (13)	6.9% (19)	26.1% (72)	23.6% (65)	11.6% (32)	27.2% (75)	3.42	276
answered question								278
skipped question								61

47. Do you use the USA Federal Credit Union?

		Response Percent	Response Count
Yes		35.3%	97
No		64.7%	178
answered question			275
skipped question			64

48. How satisfied are you with the services of the USA Federal Credit Union?

		Response Percent	Response Count
Very dissatisfied		1.2%	3
Dissatisfied		1.6%	4
Neutral		3.3%	8
Satisfied		16.9%	41
Very Satisfied		18.5%	45
Do not use the Credit Union		58.4%	142
answered question			243
skipped question			96

49. Please click the option that best indicates your opinion of the following:

	Strongly disagree	Disagree	Neutral	Agree	Strongly agree	No opinion	Rating Average	Response Count
The organization and administration of the University allow the Faculty Senate to serve as an effective representative oversight body.	4.3% (12)	19.2% (53)	21.4% (59)	29.0% (80)	9.4% (26)	16.7% (46)	3.24	27
Members of the Senate promote faculty interest effectively.	3.3% (9)	11.6% (32)	22.2% (61)	33.1% (91)	15.6% (43)	14.2% (39)	3.54	27
The USA Board of Trustees serves as an effective governing body for the institution.	4.3% (12)	11.6% (32)	29.7% (82)	23.2% (64)	8.7% (24)	22.5% (62)	3.26	27
The USA Foundation Board serves as an effective body in managing USA's endowment.	5.1% (14)	12.0% (33)	26.3% (72)	24.8% (68)	10.6% (29)	21.2% (58)	3.30	27
The USA Foundation Board serves as an effective body in supporting the USA mission and goals.	4.4% (12)	13.8% (38)	26.5% (73)	24.7% (68)	9.5% (26)	21.1% (58)	3.27	27
answered question								27
skipped question								6