


21st Faculty Survey, 2009

1. Please select your college			
		Response Percent	Response Count
Allied Health Professions		0.0%	0
Arts and Sciences		0.0%	0
Athletics		0.0%	0
Mitchell College of Business		0.0%	0
Computer & Information Sciences		0.0%	0
Continuing Education & Special Programs		0.0%	0
Education		0.0%	0
Engineering		0.0%	0
Library		0.0%	0
Medicine		100.0%	29
Nursing		0.0%	0
No comment		0.0%	0
		<i>answered question</i>	29
		<i>skipped question</i>	0

2. Please click the option that best indicates your opinion of the effectiveness of the following USA personnel.

	Very poor		Average		Excellent	No opinion	Rating Average	Response Count
University President (Moulton)	0.0% (0)	16.7% (4)	37.5% (9)	20.8% (5)	20.8% (5)	4.2% (1)	3.48	24
Senior Vice-President for Academic Affairs (Moore, Interim)	4.2% (1)	4.2% (1)	4.2% (1)	0.0% (0)	4.2% (1)	83.3% (20)	2.75	24
Vice-President for Health Sciences (Franks)	8.3% (2)	8.3% (2)	25.0% (6)	37.5% (9)	16.7% (4)	4.2% (1)	3.48	24
Vice-President for Research (Lea)	0.0% (0)	12.5% (3)	16.7% (4)	8.3% (2)	0.0% (0)	62.5% (15)	2.89	24
	<i>answered question</i>							24
	<i>skipped question</i>							5

3. Please click the option that best indicates your opinion about how highly you rate the overall university leadership (President & Vice Presidents)

	Very Poor		Average		Excellent	No opinion	Rating Average	Response Count
Articulates a clear and compelling vision for the university	8.3% (2)	25.0% (6)	25.0% (6)	20.8% (5)	16.7% (4)	4.2% (1)	3.13	24
Honors promises and commitments	12.5% (3)	12.5% (3)	33.3% (8)	16.7% (4)	16.7% (4)	8.3% (2)	3.14	24
Is professional in relations with faculty	0.0% (0)	12.5% (3)	16.7% (4)	29.2% (7)	37.5% (9)	4.2% (1)	3.96	24
Fairly and consistently enacts university policy	4.2% (1)	12.5% (3)	29.2% (7)	25.0% (6)	16.7% (4)	12.5% (3)	3.43	24
Informs faculty of developments critical to mission of university	8.3% (2)	12.5% (3)	41.7% (10)	12.5% (3)	20.8% (5)	4.2% (1)	3.26	24
Incorporates faculty input into decisions concerning matters vital to the mission of the university	16.7% (4)	33.3% (8)	25.0% (6)	8.3% (2)	4.2% (1)	12.5% (3)	2.43	24
Dedicates appropriate resources to fulfillment of university mission	16.7% (4)	25.0% (6)	20.8% (5)	20.8% (5)	12.5% (3)	4.2% (1)	2.87	24
Responds to crisis with appropriate measures	12.5% (3)	12.5% (3)	33.3% (8)	29.2% (7)	8.3% (2)	4.2% (1)	3.09	24
	<i>answered question</i>							24

	<i>skipped question</i>	5
--	-------------------------	----------






4. Any comments regarding the President or Vice-presidents?		Response Count
		6
	<i>answered question</i>	6
	<i>skipped question</i>	23

5. Please click the option that best indicates your opinion about how highly you rate your own college dean.								
	Very poor		Average		Excellent	No opinion	Rating Average	Response Count
Articulates a clear and compelling vision	18.2% (4)	27.3% (6)	27.3% (6)	18.2% (4)	4.5% (1)	4.5% (1)	2.62	22
Honors promises and commitments	9.1% (2)	18.2% (4)	22.7% (5)	18.2% (4)	22.7% (5)	9.1% (2)	3.30	22
Is professional in evaluating the performance of co-workers	9.1% (2)	9.1% (2)	22.7% (5)	13.6% (3)	13.6% (3)	31.8% (7)	3.20	22
Informs faculty of developments critical to accomplishment of the mission of the unit	18.2% (4)	18.2% (4)	31.8% (7)	9.1% (2)	18.2% (4)	4.5% (1)	2.90	22
Conveys administrative expectations in a clear manner	13.6% (3)	18.2% (4)	27.3% (6)	18.2% (4)	13.6% (3)	9.1% (2)	3.00	22
Incorporates faculty input into decisions concerning matters vital to the mission of the unit	18.2% (4)	22.7% (5)	22.7% (5)	9.1% (2)	13.6% (3)	13.6% (3)	2.74	22
Implements new initiatives which are logical extensions of existing programs	18.2% (4)	22.7% (5)	22.7% (5)	13.6% (3)	0.0% (0)	22.7% (5)	2.41	22
Dedicates appropriate resources to assure success of an assignment	18.2% (4)	18.2% (4)	31.8% (7)	9.1% (2)	13.6% (3)	9.1% (2)	2.80	22
	<i>answered question</i>							22
	<i>skipped question</i>							7

6. Any comments regarding your dean?		Response Count
		4
	<i>answered question</i>	4
	<i>skipped question</i>	25





7. Please click the option that best indicates your opinion of the ability of the University to facilitate:								
	Very poor		Average		Excellent	No opinion	Rating Average	Response Count
Federal funding for research and development	4.5% (1)	36.4% (8)	22.7% (5)	18.2% (4)	0.0% (0)	18.2% (4)	2.67	22
Federal funding for new and existing training grants	9.1% (2)	22.7% (5)	31.8% (7)	13.6% (3)	0.0% (0)	22.7% (5)	2.65	22
Private and foundation funding for research and development	13.6% (3)	27.3% (6)	27.3% (6)	4.5% (1)	0.0% (0)	27.3% (6)	2.31	22
	<i>answered question</i>							22
	<i>skipped question</i>							7

8. Please click the option that best indicates your opinion about how you rate the effectiveness of the Office of Sponsored Programs in support of:								
	Very poor		Average		Excellent	No opinion	Rating Average	Response Count
Acquisition of extramural dollars for research and teaching infrastructure	9.1% (2)	22.7% (5)	27.3% (6)	0.0% (0)	4.5% (1)	36.4% (8)	2.50	22
Identification of relevant extramural funding opportunities in support of your personal research	18.2% (4)	13.6% (3)	18.2% (4)	9.1% (2)	0.0% (0)	40.9% (9)	2.31	22
Significant facilitation of writing grants and/or contracts for your personal research	13.6% (3)	22.7% (5)	4.5% (1)	13.6% (3)	0.0% (0)	45.5% (10)	2.33	22
	<i>answered question</i>							22
	<i>skipped question</i>							7






9. How satisfied are you with the assistance the Research Office provides in closing-out research projects?			Response Percent	Response Count
Very dissatisfied			4.5%	1
Dissatisfied			9.1%	2
Neutral			22.7%	5
Satisfied			13.6%	3
Very satisfied			0.0%	0
No opinion			50.0%	11
		<i>answered question</i>		22
		<i>skipped question</i>		7






10. Any comments on Section III?			Response Count
			1
		<i>answered question</i>	1
		<i>skipped question</i>	28







11. How would you rate the importance of teaching performance to you and your career development?

		Response Percent	Response Count
Of no importance		0.0%	0
Of little importance		4.5%	1
Of medium importance		9.1%	2
Somewhat important		27.3%	6
Very important		59.1%	13
No opinion		0.0%	0
		<i>answered question</i>	22
		<i>skipped question</i>	7





12. How much emphasis do faculty leaders and administrators at USA place on effective teaching for career advancement?

		Response Percent	Response Count
Way too little		9.1%	2
Too little		22.7%	5
Just right		59.1%	13
Too much		0.0%	0
Excessive		4.5%	1
No opinion		4.5%	1
		<i>answered question</i>	22
		<i>skipped question</i>	7







13. Are you provided with adequate and appropriate resources to teach effectively at USA?			Response Percent	Response Count
Very inadequate			9.1%	2
Inadequate			13.6%	3
Neutral			13.6%	3
Adequate			50.0%	11
Better than adequate			13.6%	3
No opinion			0.0%	0
			<i>answered question</i>	22
			<i>skipped question</i>	7

14. Do current faculty teaching loads hinder the university's research mission?			Response Percent	Response Count
Hardly at all			18.2%	4
A little			9.1%	2
Somewhat			22.7%	5
A lot			13.6%	3
Very much so			4.5%	1
No opinion			31.8%	7
			<i>answered question</i>	22
			<i>skipped question</i>	7







15. How would you rate the importance of research or creative work to your personal career satisfaction?

		Response Percent	Response Count
Of no importance		0.0%	0
Of little importance		4.8%	1
Neutral		14.3%	3
Important		42.9%	9
Very important		38.1%	8
No opinion		0.0%	0
<i>answered question</i>			21
<i>skipped question</i>			8






16. How much emphasis do faculty leaders and administrators at USA place on research or creative work for career advancement?

		Response Percent	Response Count
Too little emphasis		9.1%	2
Little emphasis		13.6%	3
Just right		45.5%	10
Much emphasis		18.2%	4
Excessive emphasis		4.5%	1
No opinion		9.1%	2
<i>answered question</i>			22
<i>skipped question</i>			7

17. Are you provided adequate time and resources to conduct research or creative work at USA?





		Response Percent	Response Count
Very inadequate		22.7%	5
Inadequate		40.9%	9
Neutral		9.1%	2
Adequate		9.1%	2
More than adequate		9.1%	2
No opinion		9.1%	2
		answered question	22
		skipped question	7




18. Are you provided with adequate resources to travel to meetings to present your work, and to partake in professional development activities?






		Response Percent	Response Count
Very inadequate		18.2%	4
Inadequate		50.0%	11
Neutral		4.5%	1
Adequate		13.6%	3
More than adequate		13.6%	3
No opinion		0.0%	0
		answered question	22
		skipped question	7






19. Are you encouraged to participate in regional and national professional meetings?			Response Percent	Response Count
Hardly at all			18.2%	4
A little			31.8%	7
Somewhat			22.7%	5
A lot			9.1%	2
Very much so			9.1%	2
No opinion			9.1%	2
			answered question	22
			skipped question	7





20. Are you completely reimbursed for travel expenses?			Response Percent	Response Count
<20%			27.3%	6
20-49%			4.5%	1
50-79%			22.7%	5
80-95%			13.6%	3
>95%			27.3%	6
Not applicable			4.5%	1
			answered question	22
			skipped question	7





21. How would you rate the importance of institutional service to you and your career development?			Response Percent	Response Count
Of no importance			4.8%	1
Of little importance			0.0%	0
Neutral			19.0%	4
Important			47.6%	10
Very important			23.8%	5
No opinion			4.8%	1
			<i>answered question</i>	21
			<i>skipped question</i>	8

22. How much emphasis do faculty leaders and administrators at USA place on institutional service for career advancement?			Response Percent	Response Count
Too little emphasis			0.0%	0
Little emphasis			14.3%	3
Medium emphasis			57.1%	12
A lot of emphasis			19.0%	4
Excessive emphasis			0.0%	0
No opinion			9.5%	2
			<i>answered question</i>	21
			<i>skipped question</i>	8

23. Are you provided adequate time and resources to engage in institutional service at USA?			Response Percent	Response Count
Very inadequate			4.8%	1
Inadequate			19.0%	4
Neutral			14.3%	3
Adequate			52.4%	11
Very adequate			0.0%	0
No opinion			9.5%	2
		answered question		21
		skipped question		8

24. Are you satisfied with the process of recruitment of chairs and faculty?			Response Percent	Response Count
Very dissatisfied			4.8%	1
Dissatisfied			42.9%	9
Neutral			28.6%	6
Satisfied			19.0%	4
Very satisfied			0.0%	0
No opinion			4.8%	1
		answered question		21
		skipped question		8






25. Are you satisfied with the mid-tenure review and feedback process?			Response Percent	Response Count
Very dissatisfied			0.0%	0
Dissatisfied			9.5%	2
Neutral			28.6%	6
Satisfied			14.3%	3
Very satisfied			0.0%	0
No opinion			47.6%	10
	<i>answered question</i>			21
	<i>skipped question</i>			8

26. Is the tenure process in your college fair?			Response Percent	Response Count
Extremely unfair			0.0%	0
Unfair			0.0%	0
Neutral			14.3%	3
Fair			28.6%	6
Extremely fair			4.8%	1
No Opinion			52.4%	11
	<i>answered question</i>			21
	<i>skipped question</i>			8






27. Are the expectations for tenure clearly known and formally documented for your college?			Response Percent	Response Count
Very poorly defined			0.0%	0
Not very well defined			4.8%	1
Neutral			23.8%	5
Well defined			38.1%	8
Very well defined			4.8%	1
No Opinion			28.6%	6
			answered question	21
			skipped question	8






28. Is the promotion process in your college fair?			Response Percent	Response Count
Extremely unfair			0.0%	0
Unfair			0.0%	0
Neutral			14.3%	3
Fair			71.4%	15
Extremely fair			9.5%	2
No Opinion			4.8%	1
			answered question	21
			skipped question	8

29. Are you fairly compensated with respect to your colleagues at USA?

		Response Percent	Response Count
Very unfairly		0.0%	0
Unfairly		4.8%	1
Average		42.9%	9
Somewhat fairly		9.5%	2
Fairly		33.3%	7
No Opinion		9.5%	2
answered question			21
skipped question			8

30. Are you fairly compensated with respect to national standards?

		Response Percent	Response Count
Very unfairly		9.5%	2
Unfairly		38.1%	8
Average		33.3%	7
Somewhat fairly		0.0%	0
Fairly		14.3%	3
No Opinion		4.8%	1
answered question			21
skipped question			8

31. Does your college provide adequate and appropriate technological support for your computer needs?			Response Percent	Response Count
Very inadequate			19.0%	4
Inadequate			19.0%	4
Neutral			9.5%	2
Adequate			42.9%	9
Better than adequate			9.5%	2
On opinion			0.0%	0
		answered question		21
		skipped question		8

32. Any comments on Section IV?		Response Count
		4
	answered question	4
	skipped question	25





33. Please click the option that best indicates how satisfied you are with the following:									
	Very dissatisfied	Dissatisfied	Neutral	Satisfied	Very satisfied	No opinion	Rating Average	Response Count	
The University Library's ability to keep you abreast of the latest trends and developments in support of your teaching curriculum?	4.8% (1)	9.5% (2)	9.5% (2)	23.8% (5)	28.6% (6)	23.8% (5)	3.81		
The University Library's ability to keep you abreast of the latest trends and developments in your research field?	4.8% (1)	9.5% (2)	4.8% (1)	33.3% (7)	19.0% (4)	28.6% (6)	3.73		
The services provided by the University Library faculty and staff?	4.8% (1)	4.8% (1)	14.3% (3)	19.0% (4)	33.3% (7)	23.8% (5)	3.94		
The Biomedical Library's ability to keep you abreast of the latest trends and developments in support of your teaching curriculum?	9.5% (2)	9.5% (2)	4.8% (1)	28.6% (6)	38.1% (8)	9.5% (2)	3.84		
The Biomedical Library's ability to keep you abreast of the latest trends and developments in your research field?	4.8% (1)	9.5% (2)	4.8% (1)	28.6% (6)	33.3% (7)	19.0% (4)	3.94		
The services provided by the Biomedical Library faculty and staff?	4.8% (1)	9.5% (2)	4.8% (1)	28.6% (6)	47.6% (10)	4.8% (1)	4.10		
The electronic resources provided by the University Library and by the Biomedical Library?	4.8% (1)	14.3% (3)	0.0% (0)	28.6% (6)	42.9% (9)	9.5% (2)	4.00		
	answered question								
	skipped question								



34. Any comments on Section V?	
	Response Count
	2
	answered question
	2
	skipped question
	27

35. If you had a variety of professional options, would you prefer to:			Response Percent	Response Count
Remain at USA with little or no change in duties?			52.4%	11
Remain at USA with significant change in duties?			14.3%	3
Move to another institution?			23.8%	5
Move to non-academic employment?			0.0%	0
No opinion			9.5%	2
			answered question	21
			skipped question	8

36. Please click the option that best indicates how satisfied you are with the following:								
	Very dissatisfied	Dissatisfied	Neutral	Satisfied	Very satisfied	No opinion	Rating Average	Response Count
The opportunities currently provided by USA to concentrate on what you do best?	14.3% (3)	4.8% (1)	38.1% (8)	38.1% (8)	4.8% (1)	0.0% (0)	3.14	
The degree of academic freedom you have within the classroom?	0.0% (0)	0.0% (0)	4.8% (1)	38.1% (8)	47.6% (10)	9.5% (2)	4.47	
The amount of freedom you have at USA to express your opinions regarding University policies and procedures?	5.0% (1)	10.0% (2)	20.0% (4)	45.0% (9)	20.0% (4)	0.0% (0)	3.65	
							answered question	
							skipped question	







37. Any comments on Section VI?		
		Response Count
		1
	<i>answered question</i>	1
	<i>skipped question</i>	28






38. What type of Health Plan do you have?			
		Response Percent	Response Count
USA Health & Dental Plan family coverage.		71.4%	15
USA Health & Dental Plan single coverage.		19.0%	4
Non-USA coverage.		4.8%	1
No coverage.		0.0%	0
No opinion.		4.8%	1
		<i>answered question</i>	21
		<i>skipped question</i>	8

39. Do you use a USA Physician as your primary care physician?			
		Response Percent	Response Count
Yes (if yes, please answer the following questions)		57.1%	12
No (if no, skip to question 41)		42.9%	9
		<i>answered question</i>	21
		<i>skipped question</i>	8

40. Please click the option that best indicates how satisfied you are with the following:

	Very dissatisfied	Dissatisfied	Neutral	Satisfied	Very satisfied	No opinion	Rating Average	Response Count	
Your ability to make timely appointments with your primary care physician?	0.0% (0)	23.1% (3)	7.7% (1)	30.8% (4)	30.8% (4)	7.7% (1)	3.75		
Your ability to make timely unscheduled (emergency) appointments with a physician?	0.0% (0)	15.4% (2)	7.7% (1)	30.8% (4)	23.1% (3)	23.1% (3)	3.80		
Your ability to schedule appointments with a specialist physician?	14.3% (2)	0.0% (0)	0.0% (0)	35.7% (5)	28.6% (4)	21.4% (3)	3.82		
The speed with which you are seen (time in waiting room)?	0.0% (0)	0.0% (0)	28.6% (4)	42.9% (6)	21.4% (3)	7.1% (1)	3.92		
Your satisfaction in the handling of appeals and resolution of your problems if you have had problems with the administration of the USA Health & Dental Plan.	0.0% (0)	7.7% (1)	7.7% (1)	15.4% (2)	15.4% (2)	53.8% (7)	3.83		
The overall provision of services under the USA Health & Dental Plan?	0.0% (0)	0.0% (0)	30.8% (4)	46.2% (6)	15.4% (2)	7.7% (1)	3.83		
	<i>answered question</i>								
	<i>skipped question</i>								




41. How has the overall quality of USA medical services changed over the last five years?			Response Percent	Response Count
Declined			9.5%	2
Declined slightly			9.5%	2
Unchanged			9.5%	2
Improved slightly			33.3%	7
Improved			19.0%	4
No opinion			19.0%	4
			<i>answered question</i>	21
			<i>skipped question</i>	8




42. With the USA Health & Dental Plan I have an adequate choice of primary care doctors.			Response Percent	Response Count
Strongly disagree			0.0%	0
Disagree			14.3%	3
Neutral			9.5%	2
Agree			57.1%	12
Strongly agree			14.3%	3
No opinion			4.8%	1
			<i>answered question</i>	21
			<i>skipped question</i>	8






43. The co-pay under the USA Health Plan is appropriate for each of the following:

	Unreasonably low	Low	Reasonable	High	Unreasonably high	No opinion	Rating Average	Res C	
Physician copay:	9.5% (2)	19.0% (4)	66.7% (14)	0.0% (0)	0.0% (0)	4.8% (1)	2.60		
Prescription Drugs:	0.0% (0)	15.0% (3)	70.0% (14)	10.0% (2)	0.0% (0)	5.0% (1)	2.95		
USA Hospitals:	4.8% (1)	4.8% (1)	71.4% (15)	0.0% (0)	0.0% (0)	19.0% (4)	2.82		
Non-USA Hospitals:	14.3% (3)	0.0% (0)	33.3% (7)	19.0% (4)	9.5% (2)	23.8% (5)	3.13		
USA emergency care:	9.5% (2)	4.8% (1)	57.1% (12)	0.0% (0)	0.0% (0)	28.6% (6)	2.67		
Non-USA emergency care:	4.8% (1)	4.8% (1)	38.1% (8)	9.5% (2)	14.3% (3)	28.6% (6)	3.33		
	answered question								
	skipped question								

44. In the past year, have you had an occasion to be treated at a USA or USA-affiliated emergency room? [Check all that apply.]

		Response Percent	Response Count
Yes, USA Medical Center		10.0%	2
Yes, USA Children's & Women's		5.0%	1
Yes, Infirmary West at Knollwood		0.0%	0
No emergency room services needed		85.0%	17
	answered question		20
	skipped question		9

45. If "yes", how satisfied were you with the quality of service and care during your emergency room visit?			Response Percent	Response Count
Very dissatisfied			0.0%	0
Dissatisfied			0.0%	0
Neutral			0.0%	0
Satisfied			22.2%	2
Very satisfied			11.1%	1
No opinion			66.7%	6
		answered question		9
		skipped question		20

46. To pay for increased health care expenses, indicate which option you would most prefer:			Response Percent	Response Count
An increase in premiums			9.5%	2
An increase in co-pays			57.1%	12
An increase in deductibles			14.3%	3
A reduction in benefits			9.5%	2
No opinion			9.5%	2
		answered question		21
		skipped question		8


47. Any comments on Section VII?		Response Count
		2
	answered question	2
	skipped question	27

48. Please click the option that best indicates how satisfied you are with the following:

	Very dissatisfied	Dissatisfied	Neutral	Satisfied	Very satisfied	No opinion	Rating Average	Response Count	
The USA Computer Services Center with the services they provide?	14.3% (3)	19.0% (4)	28.6% (6)	23.8% (5)	0.0% (0)	14.3% (3)	2.72		
The USA Computer Services Center's ability to keep abreast of the latest technologies?	14.3% (3)	19.0% (4)	14.3% (3)	19.0% (4)	0.0% (0)	33.3% (7)	2.57		
The technology resources provided in the classroom?	14.3% (3)	0.0% (0)	28.6% (6)	19.0% (4)	14.3% (3)	23.8% (5)	3.25		
The computing resources provided within your department?	19.0% (4)	14.3% (3)	19.0% (4)	19.0% (4)	14.3% (3)	14.3% (3)	2.94		
The University's current Internet access?	4.8% (1)	23.8% (5)	14.3% (3)	42.9% (9)	9.5% (2)	4.8% (1)	3.30		
Your access to help on technology issues?	19.0% (4)	23.8% (5)	23.8% (5)	19.0% (4)	4.8% (1)	9.5% (2)	2.63		
The facilities provided by the Program for the Enhancement of Teaching and Learning (PETAL)?	9.5% (2)	0.0% (0)	9.5% (2)	9.5% (2)	4.8% (1)	66.7% (14)	3.00		
The university-provided E-mail service?	4.8% (1)	4.8% (1)	23.8% (5)	52.4% (11)	9.5% (2)	4.8% (1)	3.60		
	<i>answered question</i>								
	<i>skipped question</i>								

49. Any comments on Section VIII?

	Response Count
	1
	<i>answered question</i>
	<i>skipped question</i>
	28

50. Are you currently involved in distance learning?			Response Percent	Response Count
No			100.0%	18
Yes			0.0%	0
			answered question	18
			skipped question	11



51. Please click the option that best indicates your opinion of the following:									
	Strongly disagree	Disagree	Neutral	Agree	Strongly agree	No opinion	Rating Average	Response Count	
There is adequate support for developing distance learning courses.	11.8% (2)	0.0% (0)	11.8% (2)	0.0% (0)	0.0% (0)	76.5% (13)	2.00	17	
There is adequate time allotted to develop and teach distance learning courses.	17.6% (3)	11.8% (2)	5.9% (1)	0.0% (0)	0.0% (0)	64.7% (11)	1.67	17	
There are adequate rewards for developing distance learning courses.	11.8% (2)	5.9% (1)	5.9% (1)	0.0% (0)	0.0% (0)	76.5% (13)	1.75	17	
Distance learning is important and should be a priority for USA.	11.8% (2)	0.0% (0)	0.0% (0)	5.9% (1)	11.8% (2)	70.6% (12)	3.20	17	
								answered question	17
								skipped question	12



52. Any comments on Section IX?		Response Count
		0
		answered question
		0
		skipped question
		29

53. Please click the option that best indicates your opinion of the following:								
	Strongly disagree	Disagree	Neutral	Agree	Strongly agree	No opinion	Rating Average	Response Count
The organization and administration of the University allow the Faculty Senate to serve as an effective representative oversight body.	14.3% (3)	23.8% (5)	14.3% (3)	23.8% (5)	0.0% (0)	23.8% (5)	2.63	21
Members of the Senate promote faculty interest effectively.	4.8% (1)	14.3% (3)	38.1% (8)	14.3% (3)	4.8% (1)	23.8% (5)	3.00	21
The USA Board of Trustees serves as an effective governing body for the institution.	9.5% (2)	0.0% (0)	57.1% (12)	23.8% (5)	0.0% (0)	9.5% (2)	3.05	21
The USA Foundation Board serves as an effective body in managing USA's endowment.	19.0% (4)	9.5% (2)	38.1% (8)	19.0% (4)	4.8% (1)	9.5% (2)	2.79	21
The USA Foundation Board serves as an effective body in supporting the USA mission and goals.	23.8% (5)	4.8% (1)	42.9% (9)	14.3% (3)	4.8% (1)	9.5% (2)	2.68	21
	answered question							21
	skipped question							8

54. Please click the option that best indicates your opinion of the following:								
	Very poor	Poor	Neutral	Good	Excellent	No opinion	Rating Average	Response Count
The USA Bookstore's ability to provide adequate and affordable services, materials, and texts to your students.	0.0% (0)	0.0% (0)	28.6% (6)	14.3% (3)	14.3% (3)	42.9% (9)	3.75	21
The USA Bookstore's ability to provide faculty with timely notification of materials which have to be back ordered or requested texts which are found to be out of print.	0.0% (0)	0.0% (0)	19.0% (4)	9.5% (2)	9.5% (2)	61.9% (13)	3.75	21
	answered question							21
	skipped question							8

55. Any comments on Section X?		
		Response Count
		0
		<i>answered question</i>
		0
		<i>skipped question</i>
		29

56. Do you support the addition of a Fall Break to the University Calendar?			
		Response Percent	Response Count
Yes (if yes, please answer the following questions)		10.0%	2
No (if no, please skip to the end of the survey)		90.0%	18
		<i>answered question</i>	20
		<i>skipped question</i>	9

57. If yes, which is your preference:			
		Response Percent	Response Count
Thursday and Friday (2 days)		50.0%	1
Friday and Monday (2 days)		0.0%	0
Monday and Tuesday (2 days)		0.0%	0
Thursday through Monday (3 days)		50.0%	1
Friday through Tuesday (3 days)		0.0%	0
Monday through Wednesday (3 days)		0.0%	0
		<i>answered question</i>	2
		<i>skipped question</i>	27

58. Should the Fall Break come before or after mid-term exams?			Response Percent	Response Count
Before mid-term exams			0.0%	0
After mid-term exams			100.0%	2
	<i>answered question</i>			2
	<i>skipped question</i>			27

59. How would you suggest the days be found for providing for a Fall Break?			Response Percent	Response Count
Extend the semester by 2 or 3 days			50.0%	1
Begin the semester earlier by 2 or 3 days			50.0%	1
Reduce the number of days for classes by 2 or 3 days			0.0%	0
	<i>answered question</i>			2
	<i>skipped question</i>			27

60. Any comments on Section XI?		Response Count
		0
	<i>answered question</i>	0
	<i>skipped question</i>	29

61. Additional comments on topics not covered in this survey?

		Response Count
		2
	<i>answered question</i>	2
	<i>skipped question</i>	27