


21st Faculty Survey, 2009

1. Please select your college			
		Response Percent	Response Count
Allied Health Professions		0.0%	0
Arts and Sciences		0.0%	0
Athletics		0.0%	0
Mitchell College of Business		0.0%	0
Computer & Information Sciences		0.0%	0
Continuing Education & Special Programs		0.0%	0
Education		0.0%	0
Engineering		0.0%	0
Library		100.0%	19
Medicine		0.0%	0
Nursing		0.0%	0
No comment		0.0%	0
		<i>answered question</i>	19
		<i>skipped question</i>	0

2. Please click the option that best indicates your opinion of the effectiveness of the following USA personnel.

	Very poor		Average		Excellent	No opinion	Rating Average	Response Count
University President (Moulton)	0.0% (0)	6.7% (1)	13.3% (2)	53.3% (8)	20.0% (3)	6.7% (1)	3.93	15
Senior Vice-President for Academic Affairs (Moore, Interim)	0.0% (0)	6.7% (1)	20.0% (3)	20.0% (3)	13.3% (2)	40.0% (6)	3.67	15
Vice-President for Health Sciences (Franks)	0.0% (0)	0.0% (0)	6.7% (1)	20.0% (3)	26.7% (4)	46.7% (7)	4.38	15
Vice-President for Research (Lea)	0.0% (0)	0.0% (0)	13.3% (2)	33.3% (5)	13.3% (2)	40.0% (6)	4.00	15
	<i>answered question</i>							15
	<i>skipped question</i>							4

3. Please click the option that best indicates your opinion about how highly you rate the overall university leadership (President & Vice Presidents)

	Very Poor		Average		Excellent	No opinion	Rating Average	Response Count
Articulates a clear and compelling vision for the university	0.0% (0)	6.7% (1)	13.3% (2)	33.3% (5)	26.7% (4)	20.0% (3)	4.00	15
Honors promises and commitments	0.0% (0)	6.7% (1)	13.3% (2)	13.3% (2)	40.0% (6)	26.7% (4)	4.18	15
Is professional in relations with faculty	0.0% (0)	6.7% (1)	6.7% (1)	26.7% (4)	46.7% (7)	13.3% (2)	4.31	15
Fairly and consistently enacts university policy	0.0% (0)	7.1% (1)	14.3% (2)	35.7% (5)	21.4% (3)	21.4% (3)	3.91	14
Informs faculty of developments critical to mission of university	6.7% (1)	6.7% (1)	13.3% (2)	33.3% (5)	26.7% (4)	13.3% (2)	3.77	15
Incorporates faculty input into decisions concerning matters vital to the mission of the university	0.0% (0)	13.3% (2)	26.7% (4)	26.7% (4)	13.3% (2)	20.0% (3)	3.50	15
Dedicates appropriate resources to fulfillment of university mission	0.0% (0)	6.7% (1)	13.3% (2)	40.0% (6)	20.0% (3)	20.0% (3)	3.92	15
Responds to crisis with appropriate measures	0.0% (0)	13.3% (2)	0.0% (0)	46.7% (7)	20.0% (3)	20.0% (3)	3.92	15
	<i>answered question</i>							15

	<i>skipped question</i>	4
--	-------------------------	----------

4. Any comments regarding the President or Vice-presidents?		Response Count
		0
	<i>answered question</i>	0
	<i>skipped question</i>	19





5. Please click the option that best indicates your opinion about how highly you rate your own college dean.								
	Very poor		Average		Excellent	No opinion	Rating Average	Response Count
Articulates a clear and compelling vision	6.7% (1)	46.7% (7)	26.7% (4)	0.0% (0)	13.3% (2)	6.7% (1)	2.64	15
Honors promises and commitments	20.0% (3)	20.0% (3)	40.0% (6)	0.0% (0)	13.3% (2)	6.7% (1)	2.64	15
Is professional in evaluating the performance of co-workers	13.3% (2)	6.7% (1)	40.0% (6)	20.0% (3)	13.3% (2)	6.7% (1)	3.14	15
Informs faculty of developments critical to accomplishment of the mission of the unit	13.3% (2)	40.0% (6)	20.0% (3)	6.7% (1)	13.3% (2)	6.7% (1)	2.64	15
Conveys administrative expectations in a clear manner	6.7% (1)	40.0% (6)	26.7% (4)	6.7% (1)	13.3% (2)	6.7% (1)	2.79	15
Incorporates faculty input into decisions concerning matters vital to the mission of the unit	26.7% (4)	53.3% (8)	0.0% (0)	0.0% (0)	13.3% (2)	6.7% (1)	2.14	15
Implements new initiatives which are logical extensions of existing programs	26.7% (4)	20.0% (3)	26.7% (4)	0.0% (0)	13.3% (2)	13.3% (2)	2.46	15
Dedicates appropriate resources to assure success of an assignment	13.3% (2)	33.3% (5)	13.3% (2)	13.3% (2)	13.3% (2)	13.3% (2)	2.77	15
							<i>answered question</i>	15
							<i>skipped question</i>	4

6. Any comments regarding your dean?		Response Count
		4
	<i>answered question</i>	4
	<i>skipped question</i>	15

7. Please click the option that best indicates your opinion of the ability of the University to facilitate:								
	Very poor		Average		Excellent	No opinion	Rating Average	Response Count
Federal funding for research and development	0.0% (0)	0.0% (0)	40.0% (6)	13.3% (2)	0.0% (0)	46.7% (7)	3.25	15
Federal funding for new and existing training grants	0.0% (0)	0.0% (0)	40.0% (6)	13.3% (2)	0.0% (0)	46.7% (7)	3.25	15
Private and foundation funding for research and development	0.0% (0)	6.7% (1)	40.0% (6)	13.3% (2)	6.7% (1)	33.3% (5)	3.30	15
	<i>answered question</i>							15
	<i>skipped question</i>							4

8. Please click the option that best indicates your opinion about how you rate the effectiveness of the Office of Sponsored Programs in support of:								
	Very poor		Average		Excellent	No opinion	Rating Average	Response Count
Acquisition of extramural dollars for research and teaching infrastructure	0.0% (0)	0.0% (0)	26.7% (4)	6.7% (1)	6.7% (1)	60.0% (9)	3.50	15
Identification of relevant extramural funding opportunities in support of your personal research	0.0% (0)	0.0% (0)	26.7% (4)	13.3% (2)	0.0% (0)	60.0% (9)	3.33	15
Significant facilitation of writing grants and/or contracts for your personal research	0.0% (0)	0.0% (0)	20.0% (3)	13.3% (2)	6.7% (1)	60.0% (9)	3.67	15
	<i>answered question</i>							15
	<i>skipped question</i>							4







9. How satisfied are you with the assistance the Research Office provides in closing-out research projects?

		Response Percent	Response Count
Very dissatisfied		0.0%	0
Dissatisfied		0.0%	0
Neutral		6.7%	1
Satisfied		13.3%	2
Very satisfied		20.0%	3
No opinion		60.0%	9
<i>answered question</i>			15
<i>skipped question</i>			4





10. Any comments on Section III?





		Response Count
		0
<i>answered question</i>		0
<i>skipped question</i>		19





11. How would you rate the importance of teaching performance to you and your career development?

		Response Percent	Response Count
Of no importance		7.7%	1
Of little importance		23.1%	3
Of medium importance		7.7%	1
Somewhat important		38.5%	5
Very important		15.4%	2
No opinion		7.7%	1
		<i>answered question</i>	13
		<i>skipped question</i>	6

12. How much emphasis do faculty leaders and administrators at USA place on effective teaching for career advancement?

		Response Percent	Response Count
Way too little		7.1%	1
Too little		21.4%	3
Just right		57.1%	8
Too much		0.0%	0
Excessive		0.0%	0
No opinion		14.3%	2
		<i>answered question</i>	14
		<i>skipped question</i>	5

13. Are you provided with adequate and appropriate resources to teach effectively at USA?			
		Response Percent	Response Count
Very inadequate		0.0%	0
Inadequate		0.0%	0
Neutral		21.4%	3
Adequate		50.0%	7
Better than adequate		7.1%	1
No opinion		21.4%	3
<i>answered question</i>			14
<i>skipped question</i>			5

14. Do current faculty teaching loads hinder the university's research mission?			
		Response Percent	Response Count
Hardly at all		0.0%	0
A little		23.1%	3
Somewhat		30.8%	4
A lot		7.7%	1
Very much so		0.0%	0
No opinion		38.5%	5
<i>answered question</i>			13
<i>skipped question</i>			6






15. How would you rate the importance of research or creative work to your personal career satisfaction?

		Response Percent	Response Count
Of no importance		0.0%	0
Of little importance		21.4%	3
Neutral		14.3%	2
Important		57.1%	8
Very important		7.1%	1
No opinion		0.0%	0
answered question			14
skipped question			5




16. How much emphasis do faculty leaders and administrators at USA place on research or creative work for career advancement?

		Response Percent	Response Count
Too little emphasis		0.0%	0
Little emphasis		0.0%	0
Just right		57.1%	8
Much emphasis		28.6%	4
Excessive emphasis		7.1%	1
No opinion		7.1%	1
answered question			14
skipped question			5

17. Are you provided adequate time and resources to conduct research or creative work at USA?

		Response Percent	Response Count
Very inadequate		14.3%	2
Inadequate		35.7%	5
Neutral		14.3%	2
Adequate		28.6%	4
More than adequate		0.0%	0
No opinion		7.1%	1
		answered question	14
		skipped question	5

18. Are you provided with adequate resources to travel to meetings to present your work, and to partake in professional development activities?




		Response Percent	Response Count
Very inadequate		64.3%	9
Inadequate		28.6%	4
Neutral		7.1%	1
Adequate		0.0%	0
More than adequate		0.0%	0
No opinion		0.0%	0
		answered question	14
		skipped question	5


19. Are you encouraged to participate in regional and national professional meetings?






		Response Percent	Response Count
Hardly at all		35.7%	5
A little		21.4%	3
Somewhat		21.4%	3
A lot		7.1%	1
Very much so		14.3%	2
No opinion		0.0%	0
		answered question	14
		skipped question	5




20. Are you completely reimbursed for travel expenses?






		Response Percent	Response Count
<20%		71.4%	10
20-49%		7.1%	1
50-79%		7.1%	1
80-95%		7.1%	1
>95%		7.1%	1
Not applicable		0.0%	0
		answered question	14
		skipped question	5





21. How would you rate the importance of institutional service to you and your career development?			Response Percent	Response Count
Of no importance			0.0%	0
Of little importance			0.0%	0
Neutral			7.1%	1
Important			85.7%	12
Very important			7.1%	1
No opinion			0.0%	0
	<i>answered question</i>			14
	<i>skipped question</i>			5





22. How much emphasis do faculty leaders and administrators at USA place on institutional service for career advancement?			Response Percent	Response Count
Too little emphasis			7.1%	1
Little emphasis			28.6%	4
Medium emphasis			28.6%	4
A lot of emphasis			28.6%	4
Excessive emphasis			0.0%	0
No opinion			7.1%	1
	<i>answered question</i>			14
	<i>skipped question</i>			5





23. Are you provided adequate time and resources to engage in institutional service at USA?			
		Response Percent	Response Count
Very inadequate		7.7%	1
Inadequate		30.8%	4
Neutral		23.1%	3
Adequate		30.8%	4
Very adequate		7.7%	1
No opinion		0.0%	0
answered question			13
skipped question			6

24. Are you satisfied with the process of recruitment of chairs and faculty?			
		Response Percent	Response Count
Very dissatisfied		0.0%	0
Dissatisfied		0.0%	0
Neutral		21.4%	3
Satisfied		64.3%	9
Very satisfied		0.0%	0
No opinion		14.3%	2
answered question			14
skipped question			5





25. Are you satisfied with the mid-tenure review and feedback process?			Response Percent	Response Count
Very dissatisfied			0.0%	0
Dissatisfied			7.1%	1
Neutral			7.1%	1
Satisfied			64.3%	9
Very satisfied			7.1%	1
No opinion			14.3%	2
		answered question		14
		skipped question		5

26. Is the tenure process in your college fair?			Response Percent	Response Count
Extremely unfair			0.0%	0
Unfair			0.0%	0
Neutral			7.1%	1
Fair			42.9%	6
Extremely fair			35.7%	5
No Opinion			14.3%	2
		answered question		14
		skipped question		5





27. Are the expectations for tenure clearly known and formally documented for your college?			Response Percent	Response Count
Very poorly defined			0.0%	0
Not very well defined			0.0%	0
Neutral			7.1%	1
Well defined			42.9%	6
Very well defined			42.9%	6
No Opinion			7.1%	1
			answered question	14
			skipped question	5





28. Is the promotion process in your college fair?			Response Percent	Response Count
Extremely unfair			0.0%	0
Unfair			0.0%	0
Neutral			7.1%	1
Fair			35.7%	5
Extremely fair			42.9%	6
No Opinion			14.3%	2
			answered question	14
			skipped question	5

29. Are you fairly compensated with respect to your colleagues at USA?

		Response Percent	Response Count
Very unfairly		0.0%	0
Unfairly		21.4%	3
Average		42.9%	6
Somewhat fairly		7.1%	1
Fairly		28.6%	4
No Opinion		0.0%	0
answered question			14
skipped question			5

30. Are you fairly compensated with respect to national standards?





		Response Percent	Response Count
Very unfairly		0.0%	0
Unfairly		46.2%	6
Average		38.5%	5
Somewhat fairly		7.7%	1
Fairly		7.7%	1
No Opinion		0.0%	0
answered question			13
skipped question			6

31. Does your college provide adequate and appropriate technological support for your computer needs?			Response Percent	Response Count
Very inadequate			7.1%	1
Inadequate			0.0%	0
Neutral			14.3%	2
Adequate			57.1%	8
Better than adequate			21.4%	3
On opinion			0.0%	0
		answered question		14
		skipped question		5

32. Any comments on Section IV?			Response Count
			2
		answered question	2
		skipped question	17




33. Please click the option that best indicates how satisfied you are with the following:									
	Very dissatisfied	Dissatisfied	Neutral	Satisfied	Very satisfied	No opinion	Rating Average	Response Count	
The University Library's ability to keep you abreast of the latest trends and developments in support of your teaching curriculum?	0.0% (0)	0.0% (0)	0.0% (0)	21.4% (3)	50.0% (7)	28.6% (4)	4.70		
The University Library's ability to keep you abreast of the latest trends and developments in your research field?	0.0% (0)	0.0% (0)	0.0% (0)	21.4% (3)	50.0% (7)	28.6% (4)	4.70		
The services provided by the University Library faculty and staff?	0.0% (0)	0.0% (0)	0.0% (0)	14.3% (2)	57.1% (8)	28.6% (4)	4.80		
The Biomedical Library's ability to keep you abreast of the latest trends and developments in support of your teaching curriculum?	0.0% (0)	0.0% (0)	0.0% (0)	14.3% (2)	35.7% (5)	50.0% (7)	4.71		
The Biomedical Library's ability to keep you abreast of the latest trends and developments in your research field?	0.0% (0)	0.0% (0)	0.0% (0)	14.3% (2)	35.7% (5)	50.0% (7)	4.71		
The services provided by the Biomedical Library faculty and staff?	0.0% (0)	0.0% (0)	0.0% (0)	14.3% (2)	42.9% (6)	42.9% (6)	4.75		
The electronic resources provided by the University Library and by the Biomedical Library?	0.0% (0)	0.0% (0)	0.0% (0)	14.3% (2)	57.1% (8)	28.6% (4)	4.80		
	answered question								
	skipped question								



34. Any comments on Section V?	
	Response Count
	0
	answered question
	0
	skipped question
	19

35. If you had a variety of professional options, would you prefer to:			
		Response Percent	Response Count
Remain at USA with little or no change in duties?		69.2%	9
Remain at USA with significant change in duties?		7.7%	1
Move to another institution?		7.7%	1
Move to non-academic employment?		0.0%	0
No opinion		15.4%	2
	answered question		13
	skipped question		6

36. Please click the option that best indicates how satisfied you are with the following:									
	Very dissatisfied	Dissatisfied	Neutral	Satisfied	Very satisfied	No opinion	Rating Average	Response Count	
The opportunities currently provided by USA to concentrate on what you do best?	0.0% (0)	7.1% (1)	14.3% (2)	50.0% (7)	28.6% (4)	0.0% (0)	4.00		
The degree of academic freedom you have within the classroom?	0.0% (0)	0.0% (0)	7.1% (1)	42.9% (6)	14.3% (2)	35.7% (5)	4.11		
The amount of freedom you have at USA to express your opinions regarding University policies and procedures?	0.0% (0)	0.0% (0)	21.4% (3)	64.3% (9)	7.1% (1)	7.1% (1)	3.85		
	answered question								
	skipped question								





37. Any comments on Section VI?		
		Response Count
		1
	<i>answered question</i>	1
	<i>skipped question</i>	18




38. What type of Health Plan do you have?			
		Response Percent	Response Count
USA Health & Dental Plan family coverage.		50.0%	7
USA Health & Dental Plan single coverage.		42.9%	6
Non-USA coverage.		7.1%	1
No coverage.		0.0%	0
No opinion.		0.0%	0
		<i>answered question</i>	14
		<i>skipped question</i>	5

39. Do you use a USA Physician as your primary care physician?			
		Response Percent	Response Count
Yes (if yes, please answer the following questions)		78.6%	11
No (if no, skip to question 41)		21.4%	3
		<i>answered question</i>	14
		<i>skipped question</i>	5

40. Please click the option that best indicates how satisfied you are with the following:

	Very dissatisfied	Dissatisfied	Neutral	Satisfied	Very satisfied	No opinion	Rating Average	Response Count	
Your ability to make timely appointments with your primary care physician?	0.0% (0)	0.0% (0)	15.4% (2)	69.2% (9)	15.4% (2)	0.0% (0)	4.00		
Your ability to make timely unscheduled (emergency) appointments with a physician?	0.0% (0)	7.7% (1)	0.0% (0)	61.5% (8)	7.7% (1)	23.1% (3)	3.90		
Your ability to schedule appointments with a specialist physician?	0.0% (0)	7.7% (1)	15.4% (2)	53.8% (7)	15.4% (2)	7.7% (1)	3.83		
The speed with which you are seen (time in waiting room)?	0.0% (0)	23.1% (3)	7.7% (1)	69.2% (9)	0.0% (0)	0.0% (0)	3.46		
Your satisfaction in the handling of appeals and resolution of your problems if you have had problems with the administration of the USA Health & Dental Plan.	0.0% (0)	0.0% (0)	7.7% (1)	23.1% (3)	0.0% (0)	69.2% (9)	3.75		
The overall provision of services under the USA Health & Dental Plan?	0.0% (0)	0.0% (0)	0.0% (0)	69.2% (9)	30.8% (4)	0.0% (0)	4.31		
	answered question								
	skipped question								




41. How has the overall quality of USA medical services changed over the last five years?			
		Response Percent	Response Count
Declined		0.0%	0
Declined slightly		0.0%	0
Unchanged		7.1%	1
Improved slightly		28.6%	4
Improved		35.7%	5
No opinion		28.6%	4
<i>answered question</i>			14
<i>skipped question</i>			5





42. With the USA Health & Dental Plan I have an adequate choice of primary care doctors.			
		Response Percent	Response Count
Strongly disagree		0.0%	0
Disagree		0.0%	0
Neutral		0.0%	0
Agree		85.7%	12
Strongly agree		7.1%	1
No opinion		7.1%	1
<i>answered question</i>			14
<i>skipped question</i>			5





43. The co-pay under the USA Health Plan is appropriate for each of the following:

	Unreasonably low	Low	Reasonable	High	Unreasonably high	No opinion	Rating Average	Resp Co	
Physician copay:	0.0% (0)	0.0% (0)	92.9% (13)	0.0% (0)	0.0% (0)	7.1% (1)	3.00		
Prescription Drugs:	0.0% (0)	0.0% (0)	64.3% (9)	28.6% (4)	0.0% (0)	7.1% (1)	3.31		
USA Hospitals:	0.0% (0)	0.0% (0)	64.3% (9)	7.1% (1)	0.0% (0)	28.6% (4)	3.10		
Non-USA Hospitals:	0.0% (0)	0.0% (0)	35.7% (5)	21.4% (3)	0.0% (0)	42.9% (6)	3.38		
USA emergency care:	0.0% (0)	0.0% (0)	57.1% (8)	0.0% (0)	0.0% (0)	42.9% (6)	3.00		
Non-USA emergency care:	0.0% (0)	0.0% (0)	35.7% (5)	7.1% (1)	0.0% (0)	57.1% (8)	3.17		
	<i>answered question</i>								
	<i>skipped question</i>								

44. In the past year, have you had an occasion to be treated at a USA or USA-affiliated emergency room? [Check all that apply.]

		Response Percent	Response Count
Yes, USA Medical Center		7.7%	1
Yes, USA Children's & Women's		0.0%	0
Yes, Infirmary West at Knollwood		23.1%	3
No emergency room services needed		69.2%	9
	<i>answered question</i>		13
	<i>skipped question</i>		6

45. If "yes", how satisfied were you with the quality of service and care during your emergency room visit?			Response Percent	Response Count
Very dissatisfied			0.0%	0
Dissatisfied			0.0%	0
Neutral			25.0%	2
Satisfied			25.0%	2
Very satisfied			12.5%	1
No opinion			37.5%	3
<i>answered question</i>				8
<i>skipped question</i>				11

46. To pay for increased health care expenses, indicate which option you would most prefer:			Response Percent	Response Count
An increase in premiums			28.6%	4
An increase in co-pays			42.9%	6
An increase in deductibles			7.1%	1
A reduction in benefits			0.0%	0
No opinion			21.4%	3
<i>answered question</i>				14
<i>skipped question</i>				5



47. Any comments on Section VII?		Response Count
		1
<i>answered question</i>		1
<i>skipped question</i>		18

48. Please click the option that best indicates how satisfied you are with the following:

	Very dissatisfied	Dissatisfied	Neutral	Satisfied	Very satisfied	No opinion	Rating Average	Response Count	
The USA Computer Services Center with the services they provide?	7.1% (1)	21.4% (3)	14.3% (2)	57.1% (8)	0.0% (0)	0.0% (0)	3.21		
The USA Computer Services Center's ability to keep abreast of the latest technologies?	7.1% (1)	21.4% (3)	42.9% (6)	28.6% (4)	0.0% (0)	0.0% (0)	2.93		
The technology resources provided in the classroom?	7.1% (1)	28.6% (4)	14.3% (2)	28.6% (4)	0.0% (0)	21.4% (3)	2.82		
The computing resources provided within your department?	0.0% (0)	0.0% (0)	14.3% (2)	64.3% (9)	21.4% (3)	0.0% (0)	4.07		
The University's current Internet access?	0.0% (0)	21.4% (3)	14.3% (2)	64.3% (9)	0.0% (0)	0.0% (0)	3.43		
Your access to help on technology issues?	0.0% (0)	7.1% (1)	21.4% (3)	57.1% (8)	7.1% (1)	7.1% (1)	3.69		
The facilities provided by the Program for the Enhancement of Teaching and Learning (PETAL)?	0.0% (0)	0.0% (0)	7.1% (1)	28.6% (4)	21.4% (3)	42.9% (6)	4.25		
The university-provided E-mail service?	0.0% (0)	0.0% (0)	21.4% (3)	64.3% (9)	14.3% (2)	0.0% (0)	3.93		
	answered question								
	skipped question								

49. Any comments on Section VIII?

	Response Count
	2
	answered question
	2
	skipped question
	17

50. Are you currently involved in distance learning?			Response Percent	Response Count
No			88.9%	8
Yes			11.1%	1
<i>answered question</i>				9
<i>skipped question</i>				10



51. Please click the option that best indicates your opinion of the following:								
	Strongly disagree	Disagree	Neutral	Agree	Strongly agree	No opinion	Rating Average	Response Count
There is adequate support for developing distance learning courses.	0.0% (0)	0.0% (0)	15.4% (2)	15.4% (2)	0.0% (0)	69.2% (9)	3.50	13
There is adequate time allotted to develop and teach distance learning courses.	0.0% (0)	0.0% (0)	0.0% (0)	23.1% (3)	0.0% (0)	76.9% (10)	4.00	13
There are adequate rewards for developing distance learning courses.	0.0% (0)	0.0% (0)	15.4% (2)	15.4% (2)	0.0% (0)	69.2% (9)	3.50	13
Distance learning is important and should be a priority for USA.	0.0% (0)	0.0% (0)	0.0% (0)	38.5% (5)	23.1% (3)	38.5% (5)	4.38	13
<i>answered question</i>								13
<i>skipped question</i>								6


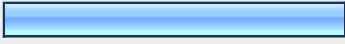


52. Any comments on Section IX?		Response Count
		0
<i>answered question</i>		0
<i>skipped question</i>		19



53. Please click the option that best indicates your opinion of the following:								
	Strongly disagree	Disagree	Neutral	Agree	Strongly agree	No opinion	Rating Average	Response Count
The organization and administration of the University allow the Faculty Senate to serve as an effective representative oversight body.	0.0% (0)	0.0% (0)	35.7% (5)	50.0% (7)	7.1% (1)	7.1% (1)	3.69	14
Members of the Senate promote faculty interest effectively.	7.1% (1)	0.0% (0)	21.4% (3)	64.3% (9)	7.1% (1)	0.0% (0)	3.64	14
The USA Board of Trustees serves as an effective governing body for the institution.	0.0% (0)	0.0% (0)	21.4% (3)	57.1% (8)	7.1% (1)	14.3% (2)	3.83	14
The USA Foundation Board serves as an effective body in managing USA's endowment.	0.0% (0)	21.4% (3)	28.6% (4)	21.4% (3)	7.1% (1)	21.4% (3)	3.18	14
The USA Foundation Board serves as an effective body in supporting the USA mission and goals.	0.0% (0)	14.3% (2)	28.6% (4)	28.6% (4)	7.1% (1)	21.4% (3)	3.36	14
	answered question							14
	skipped question							5

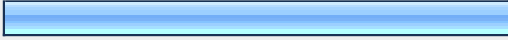


54. Please click the option that best indicates your opinion of the following:								
	Very poor	Poor	Neutral	Good	Excellent	No opinion	Rating Average	Response Count
The USA Bookstore's ability to provide adequate and affordable services, materials, and texts to your students.	0.0% (0)	0.0% (0)	30.8% (4)	30.8% (4)	0.0% (0)	38.5% (5)	3.50	13
The USA Bookstore's ability to provide faculty with timely notification of materials which have to be back ordered or requested texts which are found to be out of print.	0.0% (0)	0.0% (0)	0.0% (0)	30.8% (4)	7.7% (1)	61.5% (8)	4.20	13
	answered question							13
	skipped question							6

55. Any comments on Section X?		
		Response Count
		0
		<i>answered question</i>
		0
		<i>skipped question</i>
		19

56. Do you support the addition of a Fall Break to the University Calendar?			
		Response Percent	Response Count
Yes (if yes, please answer the following questions)		57.1%	8
No (if no, please skip to the end of the survey)		42.9%	6
		<i>answered question</i>	14
		<i>skipped question</i>	5

57. If yes, which is your preference:			
		Response Percent	Response Count
Thursday and Friday (2 days)		25.0%	2
Friday and Monday (2 days)		37.5%	3
Monday and Tuesday (2 days)		0.0%	0
Thursday through Monday (3 days)		25.0%	2
Friday through Tuesday (3 days)		12.5%	1
Monday through Wednesday (3 days)		0.0%	0
		<i>answered question</i>	8
		<i>skipped question</i>	11

58. Should the Fall Break come before or after mid-term exams?			Response Percent	Response Count
Before mid-term exams			22.2%	2
After mid-term exams			77.8%	7
		<i>answered question</i>		9
		<i>skipped question</i>		10

59. How would you suggest the days be found for providing for a Fall Break?			Response Percent	Response Count
Extend the semester by 2 or 3 days			55.6%	5
Begin the semester earlier by 2 or 3 days			22.2%	2
Reduce the number of days for classes by 2 or 3 days			22.2%	2
		<i>answered question</i>		9
		<i>skipped question</i>		10

60. Any comments on Section XI?		Response Count
		0
	<i>answered question</i>	0
	<i>skipped question</i>	19

61. Additional comments on topics not covered in this survey?

		Response Count
		0
	<i>answered question</i>	0
	<i>skipped question</i>	19