


21st Faculty Survey, 2009

1. Please select your college			Response Percent	Response Count
Allied Health Professions			0.0%	0
Arts and Sciences			100.0%	132
Athletics			0.0%	0
Mitchell College of Business			0.0%	0
Computer & Information Sciences			0.0%	0
Continuing Education & Special Programs			0.0%	0
Education			0.0%	0
Engineering			0.0%	0
Library			0.0%	0
Medicine			0.0%	0
Nursing			0.0%	0
No comment			0.0%	0
		answered question		132
		skipped question		0

2. Please click the option that best indicates your opinion of the effectiveness of the following USA personnel.

	Very poor		Average		Excellent	No opinion	Rating Average	Response Count
University President (Moulton)	5.4% (6)	9.0% (10)	27.0% (30)	26.1% (29)	21.6% (24)	10.8% (12)	3.56	111
Senior Vice-President for Academic Affairs (Moore, Interim)	5.4% (6)	3.6% (4)	25.9% (29)	15.2% (17)	9.8% (11)	40.2% (45)	3.34	112
Vice-President for Health Sciences (Franks)	0.9% (1)	2.7% (3)	9.0% (10)	8.1% (9)	5.4% (6)	73.9% (82)	3.55	111
Vice-President for Research (Lea)	7.1% (8)	6.3% (7)	16.1% (18)	16.1% (18)	16.1% (18)	38.4% (43)	3.45	112
	<i>answered question</i>							112
	<i>skipped question</i>							20

3. Please click the option that best indicates your opinion about how highly you rate the overall university leadership (President & Vice Presidents)

	Very Poor		Average		Excellent	No opinion	Rating Average	Response Count
Articulates a clear and compelling vision for the university	3.6% (4)	10.0% (11)	30.9% (34)	26.4% (29)	18.2% (20)	10.9% (12)	3.51	110
Honors promises and commitments	4.5% (5)	8.2% (9)	32.7% (36)	22.7% (25)	15.5% (17)	16.4% (18)	3.43	110
Is professional in relations with faculty	6.4% (7)	11.8% (13)	22.7% (25)	20.9% (23)	24.5% (27)	13.6% (15)	3.53	110
Fairly and consistently enacts university policy	3.7% (4)	8.3% (9)	28.4% (31)	22.9% (25)	15.6% (17)	21.1% (23)	3.49	109
Informs faculty of developments critical to mission of university	7.3% (8)	15.6% (17)	26.6% (29)	22.9% (25)	19.3% (21)	8.3% (9)	3.34	109
Incorporates faculty input into decisions concerning matters vital to the mission of the university	14.5% (16)	26.4% (29)	17.3% (19)	17.3% (19)	10.0% (11)	14.5% (16)	2.79	110
Dedicates appropriate resources to fulfillment of university mission	10.9% (12)	28.2% (31)	20.0% (22)	17.3% (19)	11.8% (13)	11.8% (13)	2.90	110
Responds to crisis with appropriate measures	6.5% (7)	15.7% (17)	33.3% (36)	15.7% (17)	15.7% (17)	13.0% (14)	3.21	108
	<i>answered question</i>							110

	<i>skipped question</i>	22
--	-------------------------	-----------







4. Any comments regarding the President or Vice-presidents?		Response Count
		19
	<i>answered question</i>	19
	<i>skipped question</i>	113

5. Please click the option that best indicates your opinion about how highly you rate your own college dean.								
	Very poor		Average		Excellent	No opinion	Rating Average	Response Count
Articulates a clear and compelling vision	4.7% (5)	4.7% (5)	19.6% (21)	16.8% (18)	28.0% (30)	26.2% (28)	3.80	107
Honors promises and commitments	3.7% (4)	2.8% (3)	18.7% (20)	16.8% (18)	32.7% (35)	25.2% (27)	3.96	107
Is professional in evaluating the performance of co-workers	2.8% (3)	3.7% (4)	12.1% (13)	15.0% (16)	29.9% (32)	36.4% (39)	4.03	107
Informs faculty of developments critical to accomplishment of the mission of the unit	3.7% (4)	8.4% (9)	21.5% (23)	15.9% (17)	29.0% (31)	21.5% (23)	3.74	107
Conveys administrative expectations in a clear manner	3.8% (4)	3.8% (4)	20.8% (22)	15.1% (16)	28.3% (30)	28.3% (30)	3.84	106
Incorporates faculty input into decisions concerning matters vital to the mission of the unit	5.7% (6)	5.7% (6)	19.8% (21)	14.2% (15)	27.4% (29)	27.4% (29)	3.71	106
Implements new initiatives which are logical extensions of existing programs	4.7% (5)	5.6% (6)	17.8% (19)	14.0% (15)	25.2% (27)	32.7% (35)	3.74	107
Dedicates appropriate resources to assure success of an assignment	6.6% (7)	2.8% (3)	18.9% (20)	17.0% (18)	28.3% (30)	26.4% (28)	3.78	106
	<i>answered question</i>							107
	<i>skipped question</i>							25

6. Any comments regarding your dean?		Response Count
		30
	<i>answered question</i>	30
	<i>skipped question</i>	102

7. Please click the option that best indicates your opinion of the ability of the University to facilitate:								
	Very poor		Average		Excellent	No opinion	Rating Average	Response Count
Federal funding for research and development	3.7% (4)	11.1% (12)	28.7% (31)	21.3% (23)	8.3% (9)	26.9% (29)	3.27	108
Federal funding for new and existing training grants	2.8% (3)	13.0% (14)	25.0% (27)	20.4% (22)	6.5% (7)	32.4% (35)	3.22	108
Private and foundation funding for research and development	6.5% (7)	15.7% (17)	24.1% (26)	17.6% (19)	8.3% (9)	27.8% (30)	3.08	108
	<i>answered question</i>							108
	<i>skipped question</i>							24

8. Please click the option that best indicates your opinion about how you rate the effectiveness of the Office of Sponsored Programs in support of:								
	Very poor		Average		Excellent	No opinion	Rating Average	Response Count
Acquisition of extramural dollars for research and teaching infrastructure	4.6% (5)	14.8% (16)	21.3% (23)	19.4% (21)	5.6% (6)	34.3% (37)	3.10	108
Identification of relevant extramural funding opportunities in support of your personal research	6.5% (7)	13.0% (14)	21.3% (23)	17.6% (19)	7.4% (8)	34.3% (37)	3.10	108
Significant facilitation of writing grants and/or contracts for your personal research	9.3% (10)	11.2% (12)	18.7% (20)	17.8% (19)	6.5% (7)	36.4% (39)	3.01	107
	<i>answered question</i>							108
	<i>skipped question</i>							24

9. How satisfied are you with the assistance the Research Office provides in closing-out research projects?			Response Percent	Response Count
Very dissatisfied			4.6%	5
Dissatisfied			2.8%	3
Neutral			18.5%	20
Satisfied			18.5%	20
Very satisfied			7.4%	8
No opinion			48.1%	52
			<i>answered question</i>	108
			<i>skipped question</i>	24






10. Any comments on Section III?			Response Count
			11
			<i>answered question</i>
			<i>skipped question</i>
			11
			121







11. How would you rate the importance of teaching performance to you and your career development?

		Response Percent	Response Count
Of no importance		0.0%	0
Of little importance		0.0%	0
Of medium importance		9.1%	10
Somewhat important		13.6%	15
Very important		77.3%	85
No opinion		0.0%	0
		<i>answered question</i>	110
		<i>skipped question</i>	22

12. How much emphasis do faculty leaders and administrators at USA place on effective teaching for career advancement?

		Response Percent	Response Count
Way too little		5.5%	6
Too little		34.9%	38
Just right		44.0%	48
Too much		11.0%	12
Excessive		0.9%	1
No opinion		3.7%	4
		<i>answered question</i>	109
		<i>skipped question</i>	23

13. Are you provided with adequate and appropriate resources to teach effectively at USA?			Response Percent	Response Count
Very inadequate			4.6%	5
Inadequate			19.3%	21
Neutral			11.9%	13
Adequate			46.8%	51
Better than adequate			17.4%	19
No opinion			0.0%	0
		answered question		109
		skipped question		23

14. Do current faculty teaching loads hinder the university's research mission?			Response Percent	Response Count
Hardly at all			17.3%	19
A little			15.5%	17
Somewhat			29.1%	32
A lot			14.5%	16
Very much so			17.3%	19
No opinion			6.4%	7
		answered question		110
		skipped question		22







15. How would you rate the importance of research or creative work to your personal career satisfaction?

		Response Percent	Response Count
Of no importance		0.0%	0
Of little importance		1.8%	2
Neutral		7.3%	8
Important		22.7%	25
Very important		63.6%	70
No opinion		4.5%	5
<i>answered question</i>			110
<i>skipped question</i>			22







16. How much emphasis do faculty leaders and administrators at USA place on research or creative work for career advancement?

		Response Percent	Response Count
Too little emphasis		9.2%	10
Little emphasis		12.8%	14
Just right		28.4%	31
Much emphasis		32.1%	35
Excessive emphasis		11.0%	12
No opinion		6.4%	7
<i>answered question</i>			109
<i>skipped question</i>			23

17. Are you provided adequate time and resources to conduct research or creative work at USA?

		Response Percent	Response Count
Very inadequate		11.0%	12
Inadequate		38.5%	42
Neutral		20.2%	22
Adequate		22.0%	24
More than adequate		1.8%	2
No opinion		6.4%	7
		answered question	109
		skipped question	23

18. Are you provided with adequate resources to travel to meetings to present your work, and to partake in professional development activities?







		Response Percent	Response Count
Very inadequate		24.1%	26
Inadequate		36.1%	39
Neutral		8.3%	9
Adequate		20.4%	22
More than adequate		2.8%	3
No opinion		8.3%	9
		answered question	108
		skipped question	24







19. Are you encouraged to participate in regional and national professional meetings?			Response Percent	Response Count
Hardly at all			9.3%	10
A little			10.2%	11
Somewhat			32.4%	35
A lot			22.2%	24
Very much so			21.3%	23
No opinion			4.6%	5
		answered question		108
		skipped question		24

20. Are you completely reimbursed for travel expenses?			Response Percent	Response Count
<20%			16.8%	18
20-49%			12.1%	13
50-79%			15.9%	17
80-95%			23.4%	25
>95%			17.8%	19
Not applicable			14.0%	15
		answered question		107
		skipped question		25

21. How would you rate the importance of institutional service to you and your career development?			Response Percent	Response Count
Of no importance			0.9%	1
Of little importance			6.6%	7
Neutral			31.1%	33
Important			46.2%	49
Very important			11.3%	12
No opinion			3.8%	4
			<i>answered question</i>	106
			<i>skipped question</i>	26

22. How much emphasis do faculty leaders and administrators at USA place on institutional service for career advancement?			Response Percent	Response Count
Too little emphasis			3.8%	4
Little emphasis			26.4%	28
Medium emphasis			39.6%	42
A lot of emphasis			13.2%	14
Excessive emphasis			7.5%	8
No opinion			9.4%	10
			<i>answered question</i>	106
			<i>skipped question</i>	26

23. Are you provided adequate time and resources to engage in institutional service at USA?			Response Percent	Response Count
Very inadequate			8.6%	9
Inadequate			17.1%	18
Neutral			34.3%	36
Adequate			29.5%	31
Very adequate			3.8%	4
No opinion			6.7%	7
			answered question	105
			skipped question	27

24. Are you satisfied with the process of recruitment of chairs and faculty?			Response Percent	Response Count
Very dissatisfied			8.6%	9
Dissatisfied			18.1%	19
Neutral			14.3%	15
Satisfied			37.1%	39
Very satisfied			11.4%	12
No opinion			10.5%	11
			answered question	105
			skipped question	27

25. Are you satisfied with the mid-tenure review and feedback process?

		Response Percent	Response Count
Very dissatisfied		5.7%	6
Dissatisfied		10.4%	11
Neutral		14.2%	15
Satisfied		31.1%	33
Very satisfied		9.4%	10
No opinion		29.2%	31
		answered question	106
		skipped question	26







26. Is the tenure process in your college fair?

		Response Percent	Response Count
Extremely unfair		1.9%	2
Unfair		7.7%	8
Neutral		12.5%	13
Fair		39.4%	41
Extremely fair		11.5%	12
No Opinion		26.9%	28
		answered question	104
		skipped question	28







27. Are the expectations for tenure clearly known and formally documented for your college?			Response Percent	Response Count
Very poorly defined			5.7%	6
Not very well defined			22.6%	24
Neutral			15.1%	16
Well defined			30.2%	32
Very well defined			10.4%	11
No Opinion			16.0%	17
			<i>answered question</i>	106
			<i>skipped question</i>	26







28. Is the promotion process in your college fair?			Response Percent	Response Count
Extremely unfair			7.6%	8
Unfair			10.5%	11
Neutral			16.2%	17
Fair			35.2%	37
Extremely fair			9.5%	10
No Opinion			21.0%	22
			<i>answered question</i>	105
			<i>skipped question</i>	27

29. Are you fairly compensated with respect to your colleagues at USA?

		Response Percent	Response Count
Very unfairly		5.6%	6
Unfairly		17.8%	19
Average		38.3%	41
Somewhat fairly		10.3%	11
Fairly		21.5%	23
No Opinion		6.5%	7
		<i>answered question</i>	107
		<i>skipped question</i>	25

30. Are you fairly compensated with respect to national standards?






		Response Percent	Response Count
Very unfairly		15.1%	16
Unfairly		41.5%	44
Average		24.5%	26
Somewhat fairly		11.3%	12
Fairly		1.9%	2
No Opinion		5.7%	6
		<i>answered question</i>	106
		<i>skipped question</i>	26

31. Does your college provide adequate and appropriate technological support for your computer needs?			Response Percent	Response Count
Very inadequate			8.6%	9
Inadequate			17.1%	18
Neutral			18.1%	19
Adequate			48.6%	51
Better than adequate			6.7%	7
On opinion			1.0%	1
		answered question		105
		skipped question		27

32. Any comments on Section IV?			Response Count
			15
		answered question	15
		skipped question	117






33. Please click the option that best indicates how satisfied you are with the following:									
	Very dissatisfied	Dissatisfied	Neutral	Satisfied	Very satisfied	No opinion	Rating Average	Response Count	
The University Library's ability to keep you abreast of the latest trends and developments in support of your teaching curriculum?	3.8% (4)	2.9% (3)	24.0% (25)	37.5% (39)	21.2% (22)	10.6% (11)	3.77	1	
The University Library's ability to keep you abreast of the latest trends and developments in your research field?	5.8% (6)	10.6% (11)	26.0% (27)	29.8% (31)	13.5% (14)	14.4% (15)	3.40	1	
The services provided by the University Library faculty and staff?	1.0% (1)	2.9% (3)	5.8% (6)	36.9% (38)	48.5% (50)	4.9% (5)	4.36	1	
The Biomedical Library's ability to keep you abreast of the latest trends and developments in support of your teaching curriculum?	1.9% (2)	1.0% (1)	8.7% (9)	5.8% (6)	2.9% (3)	79.6% (82)	3.33	1	
The Biomedical Library's ability to keep you abreast of the latest trends and developments in your research field?	2.0% (2)	1.0% (1)	7.8% (8)	5.9% (6)	2.9% (3)	80.4% (82)	3.35	1	
The services provided by the Biomedical Library faculty and staff?	2.0% (2)	1.0% (1)	6.9% (7)	4.9% (5)	5.9% (6)	79.4% (81)	3.57	1	
The electronic resources provided by the University Library and by the Biomedical Library?	3.9% (4)	4.9% (5)	10.7% (11)	25.2% (26)	26.2% (27)	29.1% (30)	3.92	1	
	answered question								1
	skipped question								



34. Any comments on Section V?	
	Response Count
	14
answered question	14
skipped question	118

35. If you had a variety of professional options, would you prefer to:			Response Percent	Response Count
Remain at USA with little or no change in duties?			45.7%	48
Remain at USA with significant change in duties?			17.1%	18
Move to another institution?			27.6%	29
Move to non-academic employment?			1.0%	1
No opinion			8.6%	9
			answered question	105
			skipped question	27

36. Please click the option that best indicates how satisfied you are with the following:									
	Very dissatisfied	Dissatisfied	Neutral	Satisfied	Very satisfied	No opinion	Rating Average	Response Count	
The opportunities currently provided by USA to concentrate on what you do best?	5.7% (6)	20.0% (21)	24.8% (26)	36.2% (38)	13.3% (14)	0.0% (0)	3.31	1	
The degree of academic freedom you have within the classroom?	3.8% (4)	1.0% (1)	9.5% (10)	41.9% (44)	43.8% (46)	0.0% (0)	4.21	1	
The amount of freedom you have at USA to express your opinions regarding University policies and procedures?	6.7% (7)	18.1% (19)	30.5% (32)	28.6% (30)	12.4% (13)	3.8% (4)	3.23	1	
								answered question	1
								skipped question	







37. Any comments on Section VI?		
		Response Count
		9
	<i>answered question</i>	9
	<i>skipped question</i>	123







38. What type of Health Plan do you have?			
		Response Percent	Response Count
USA Health & Dental Plan family coverage.		58.7%	61
USA Health & Dental Plan single coverage.		27.9%	29
Non-USA coverage.		9.6%	10
No coverage.		1.0%	1
No opinion.		2.9%	3
		<i>answered question</i>	104
		<i>skipped question</i>	28

39. Do you use a USA Physician as your primary care physician?			
		Response Percent	Response Count
Yes (if yes, please answer the following questions)		49.5%	51
No (if no, skip to question 41)		50.5%	52
		<i>answered question</i>	103
		<i>skipped question</i>	29

40. Please click the option that best indicates how satisfied you are with the following:

	Very dissatisfied	Dissatisfied	Neutral	Satisfied	Very satisfied	No opinion	Rating Average	Response Count	
Your ability to make timely appointments with your primary care physician?	3.0% (2)	10.4% (7)	20.9% (14)	31.3% (21)	22.4% (15)	11.9% (8)	3.68		
Your ability to make timely unscheduled (emergency) appointments with a physician?	9.0% (6)	11.9% (8)	16.4% (11)	17.9% (12)	11.9% (8)	32.8% (22)	3.18		
Your ability to schedule appointments with a specialist physician?	6.1% (4)	6.1% (4)	15.2% (10)	33.3% (22)	9.1% (6)	30.3% (20)	3.48		
The speed with which you are seen (time in waiting room)?	9.0% (6)	14.9% (10)	20.9% (14)	28.4% (19)	14.9% (10)	11.9% (8)	3.29		
Your satisfaction in the handling of appeals and resolution of your problems if you have had problems with the administration of the USA Health & Dental Plan.	4.5% (3)	3.0% (2)	6.0% (4)	10.4% (7)	1.5% (1)	74.6% (50)	3.06		
The overall provision of services under the USA Health & Dental Plan?	1.5% (1)	7.5% (5)	19.4% (13)	38.8% (26)	22.4% (15)	10.4% (7)	3.82		
	<i>answered question</i>								
	<i>skipped question</i>								





41. How has the overall quality of USA medical services changed over the last five years?			Response Percent	Response Count
Declined			2.0%	2
Declined slightly			9.0%	9
Unchanged			14.0%	14
Improved slightly			17.0%	17
Improved			18.0%	18
No opinion			40.0%	40
			<i>answered question</i>	100
			<i>skipped question</i>	32

42. With the USA Health & Dental Plan I have an adequate choice of primary care doctors.			Response Percent	Response Count
Strongly disagree			2.0%	2
Disagree			11.8%	12
Neutral			11.8%	12
Agree			44.1%	45
Strongly agree			14.7%	15
No opinion			15.7%	16
			<i>answered question</i>	102
			<i>skipped question</i>	30

43. The co-pay under the USA Health Plan is appropriate for each of the following:

	Unreasonably low	Low	Reasonable	High	Unreasonably high	No opinion	Rating Average	Resp Co	
Physician copay:	0.0% (0)	2.0% (2)	81.2% (82)	8.9% (9)	1.0% (1)	6.9% (7)	3.10		
Prescription Drugs:	0.0% (0)	2.0% (2)	60.4% (61)	20.8% (21)	7.9% (8)	8.9% (9)	3.38		
USA Hospitals:	0.0% (0)	2.0% (2)	58.4% (59)	1.0% (1)	0.0% (0)	38.6% (39)	2.98		
Non-USA Hospitals:	1.0% (1)	1.0% (1)	38.6% (39)	10.9% (11)	3.0% (3)	45.5% (46)	3.25		
USA emergency care:	0.0% (0)	3.0% (3)	44.6% (45)	3.0% (3)	0.0% (0)	49.5% (50)	3.00		
Non-USA emergency care:	1.0% (1)	1.0% (1)	36.6% (37)	5.0% (5)	4.0% (4)	52.5% (53)	3.21		
	answered question								
	skipped question								

44. In the past year, have you had an occasion to be treated at a USA or USA-affiliated emergency room? [Check all that apply.]

		Response Percent	Response Count
Yes, USA Medical Center		7.1%	7
Yes, USA Children's & Women's		7.1%	7
Yes, Infirmary West at Knollwood		2.0%	2
No emergency room services needed		86.9%	86
	answered question		99
	skipped question		33

45. If "yes", how satisfied were you with the quality of service and care during your emergency room visit?			Response Percent	Response Count
Very dissatisfied			4.8%	2
Dissatisfied			4.8%	2
Neutral			7.1%	3
Satisfied			14.3%	6
Very satisfied			4.8%	2
No opinion			64.3%	27
		answered question		42
		skipped question		90

46. To pay for increased health care expenses, indicate which option you would most prefer:			Response Percent	Response Count
An increase in premiums			30.0%	30
An increase in co-pays			32.0%	32
An increase in deductibles			10.0%	10
A reduction in benefits			1.0%	1
No opinion			27.0%	27
		answered question		100
		skipped question		32



47. Any comments on Section VII?		Response Count
		15
	answered question	15
	skipped question	117

48. Please click the option that best indicates how satisfied you are with the following:

	Very dissatisfied	Dissatisfied	Neutral	Satisfied	Very satisfied	No opinion	Rating Average	Response Count	
The USA Computer Services Center with the services they provide?	3.9% (4)	16.5% (17)	18.4% (19)	33.0% (34)	13.6% (14)	14.6% (15)	3.42	1	
The USA Computer Services Center's ability to keep abreast of the latest technologies?	3.9% (4)	16.5% (17)	21.4% (22)	25.2% (26)	9.7% (10)	23.3% (24)	3.27	1	
The technology resources provided in the classroom?	8.8% (9)	20.6% (21)	24.5% (25)	32.4% (33)	11.8% (12)	2.0% (2)	3.18	1	
The computing resources provided within your department?	7.8% (8)	16.7% (17)	18.6% (19)	41.2% (42)	14.7% (15)	1.0% (1)	3.39	1	
The University's current Internet access?	2.9% (3)	4.9% (5)	15.7% (16)	52.0% (53)	21.6% (22)	2.9% (3)	3.87	1	
Your access to help on technology issues?	8.8% (9)	18.6% (19)	22.5% (23)	32.4% (33)	7.8% (8)	9.8% (10)	3.13	1	
The facilities provided by the Program for the Enhancement of Teaching and Learning (PETAL)?	2.0% (2)	7.8% (8)	15.7% (16)	29.4% (30)	17.6% (18)	27.5% (28)	3.73	1	
The university-provided E-mail service?	10.7% (11)	8.7% (9)	9.7% (10)	42.7% (44)	27.2% (28)	1.0% (1)	3.68	1	
	<i>answered question</i>								1
	<i>skipped question</i>								

49. Any comments on Section VIII?

	Response Count
	18
	18
	114

50. Are you currently involved in distance learning?			Response Percent	Response Count
No			85.9%	85
Yes			14.1%	14
<i>answered question</i>				99
<i>skipped question</i>				33



51. Please click the option that best indicates your opinion of the following:								
	Strongly disagree	Disagree	Neutral	Agree	Strongly agree	No opinion	Rating Average	Response Count
There is adequate support for developing distance learning courses.	2.1% (2)	11.6% (11)	14.7% (14)	12.6% (12)	3.2% (3)	55.8% (53)	3.07	95
There is adequate time allotted to develop and teach distance learning courses.	10.5% (10)	10.5% (10)	13.7% (13)	10.5% (10)	0.0% (0)	54.7% (52)	2.53	95
There are adequate rewards for developing distance learning courses.	9.5% (9)	12.6% (12)	12.6% (12)	10.5% (10)	1.1% (1)	53.7% (51)	2.59	95
Distance learning is important and should be a priority for USA.	13.7% (13)	17.9% (17)	18.9% (18)	16.8% (16)	2.1% (2)	30.5% (29)	2.65	95
<i>answered question</i>								96
<i>skipped question</i>								36







52. Any comments on Section IX?		Response Count
		9
<i>answered question</i>		9
<i>skipped question</i>		123



53. Please click the option that best indicates your opinion of the following:								
	Strongly disagree	Disagree	Neutral	Agree	Strongly agree	No opinion	Rating Average	Response Count
The organization and administration of the University allow the Faculty Senate to serve as an effective representative oversight body.	8.7% (9)	10.7% (11)	23.3% (24)	23.3% (24)	2.9% (3)	31.1% (32)	3.01	103
Members of the Senate promote faculty interest effectively.	7.8% (8)	10.7% (11)	23.3% (24)	26.2% (27)	5.8% (6)	26.2% (27)	3.16	103
The USA Board of Trustees serves as an effective governing body for the institution.	7.9% (8)	16.8% (17)	25.7% (26)	17.8% (18)	2.0% (2)	29.7% (30)	2.85	101
The USA Foundation Board serves as an effective body in managing USA's endowment.	8.7% (9)	14.6% (15)	25.2% (26)	19.4% (20)	3.9% (4)	28.2% (29)	2.93	103
The USA Foundation Board serves as an effective body in supporting the USA mission and goals.	10.7% (11)	13.6% (14)	27.2% (28)	18.4% (19)	1.9% (2)	28.2% (29)	2.82	103
	answered question							103
	skipped question							29




54. Please click the option that best indicates your opinion of the following:								
	Very poor	Poor	Neutral	Good	Excellent	No opinion	Rating Average	Response Count
The USA Bookstore's ability to provide adequate and affordable services, materials, and texts to your students.	8.8% (9)	21.6% (22)	39.2% (40)	20.6% (21)	5.9% (6)	3.9% (4)	2.93	102
The USA Bookstore's ability to provide faculty with timely notification of materials which have to be back ordered or requested texts which are found to be out of print.	4.9% (5)	10.7% (11)	31.1% (32)	22.3% (23)	7.8% (8)	23.3% (24)	3.23	103
	answered question							103
	skipped question							29

55. Any comments on Section X?		
		Response Count
		7
		<i>answered question</i>
		7
		<i>skipped question</i>
		125

56. Do you support the addition of a Fall Break to the University Calendar?			
		Response Percent	Response Count
Yes (if yes, please answer the following questions)		79.2%	80
No (if no, please skip to the end of the survey)		20.8%	21
		<i>answered question</i>	101
		<i>skipped question</i>	31

57. If yes, which is your preference:			
		Response Percent	Response Count
Thursday and Friday (2 days)		25.6%	21
Friday and Monday (2 days)		8.5%	7
Monday and Tuesday (2 days)		24.4%	20
Thursday through Monday (3 days)		18.3%	15
Friday through Tuesday (3 days)		6.1%	5
Monday through Wednesday (3 days)		17.1%	14
		<i>answered question</i>	82
		<i>skipped question</i>	50

58. Should the Fall Break come before or after mid-term exams?			
		Response Percent	Response Count
Before mid-term exams		29.1%	23
After mid-term exams		70.9%	56
		<i>answered question</i>	79
		<i>skipped question</i>	53

59. How would you suggest the days be found for providing for a Fall Break?			
		Response Percent	Response Count
Extend the semester by 2 or 3 days		57.1%	48
Begin the semester earlier by 2 or 3 days		16.7%	14
Reduce the number of days for classes by 2 or 3 days		26.2%	22
		<i>answered question</i>	84
		<i>skipped question</i>	48

60. Any comments on Section XI?		
		Response Count
		15
		<i>answered question</i>
		15
		<i>skipped question</i>
		117

61. Additional comments on topics not covered in this survey?

		Response Count
		18
	<i>answered question</i>	18
	<i>skipped question</i>	114